



INTEX®

©2023 Intex Marketing Ltd. - Intex Development Co., Ltd. - Intex Recreation Corp. All rights reserved. Printed in China.
®™ Trademarks used in some countries of the world under license from Intex Marketing Ltd. to Intex Development Co., Ltd.
and Intex Recreation Corp.

AGP
ABOVE GROUND POOLS **2024**

INTERNATIONAL
Intex Development Co., Ltd.
9th Floor, Everbright Centre,
108 Gloucester Road, Wanchai,
Hong Kong
T: (852) 2827-0000
E: info@intexdevelopment.com
W: www.intexdevelopment.com

EUROPE
Intex Trading s.r.o.
Benešovská 23
101 00 Praha 10
Czech Republic
T: (420) 267 312 645
E: info@intexcorp.cz
W: www.intexdevelopment.com

EUROPE
Intex Trading B.V.
Ettenseweg 46,
4706 PB Roosendaal,
The Netherlands
T: (31) 165-593939
E: info@intexcorp.nl
W: www.intexcorp.nl

USA
Intex Recreation Corp.
P.O. Box 1440
Long Beach, CA 90801-1440
USA
T: (310) 549-5400
W: www.intexcorp.com

EUROPE
Unitex Service (France) S.A.S.
Z.A. de Milleure Bois du Ban - N°4
71480 LE MIROIR, France
T: (33) 385 75 64 64
E: info@intexcorp.com.fr
W: www.intex.fr

EUROPE
Unitex Italia S.R.L.
Via Liguria 3
24041 Brembate BG, Italy
T: (39) 039 2296998
E: commerciale@intexcorp.it
W: www.intexitalia.com

INTEX®

2024
**ABOVE
GROUND
POOLS**

SPLASH INTO SUMMER





Intex Administration Building Landscape,
Xiamen, China

ABOUT US

The INTEX family of companies is dedicated to developing and manufacturing the highest quality products that not only provide the best value in price, but are innovative, fun and exciting. Backed by excellent Customer Service, INTEX also provides first-rate after sales support. The 100+ independently owned and locally operated companies that make up the INTEX Family, all embrace this commitment to quality, service and price and are committed to working together to ensure the satisfaction of the families and individuals in countries across the globe who enjoy these products. This has become the hallmark of INTEX around the world.

As a true industry leader, INTEX boasts state of the art factories, trained and motivated people, products that meet rigorous testing requirements, and a Customer Service organization that will go extra lengths to ensure our customers are satisfied and happy with their purchases.

2024

INTEX is committed to delivering top quality products at a great value with the backing of a responsive Customer Service organization. Our above ground pool line begins with our world famous Easy Set® and Metal Frame pools that are great for families purchasing their first pool, to our upscale Prism Frame™ pools that are an attractive step up, to our deluxe Ultra XTR® Frame pools that are beautiful, incredibly strong and large enough for the whole neighborhood to swim in! And no pool is complete without accessories. That's why INTEX provides a full line, including sand filters, saltwater systems, filter pumps, cartridges and much more that will extend your customers' swimming season and keep them coming back for more. Ask your INTEX representative for any of our product catalogs – we are confident that you will agree that INTEX's product line-up is unmatched in meeting your needs.



Intex Manufacturing and Distribution Complex, Xiamen, China



Intex Development Co. Ltd., Hong Kong



Intex Recreation Corp., Long Beach, CA, USA



Unitex Service (France) S.A.S., France



Intex Trading B.V., The Netherlands

CONTENTS



SMALL FRAME POOLS

10



EASY SET® POOLS

12



METAL FRAME™ POOLS

16



PRISM FRAME™ POOLS

22



**CHEVRON
PRISM FRAME™ POOL**

32



**GRAPHITE
GRAY PANEL™ POOL**

36



**ULTRA
XTR® FRAME POOLS**

40



**KRYSTAL CLEAR®
POOLWATER SYSTEMS**

44



ACCESSORIES

58

EXPLORE

The Wide Range of
INTEX Above Ground Pools

“It’s all
in the
bubbles”

INTEX’S PATENTED HYDRO AERATION™
TECHNOLOGY IMPROVES WATER CIRCULATION,
CLARITY AND FRESHNESS IN THOUSANDS OF
ABOVE GROUND POOLS.

**HYDRO
AERATION™
TECHNOLOGY**

INTEX’s patented Hydro Aeration™ Technology is precision engineered to improve filtration, clarity and freshness in thousands of above ground pools. This revolutionary and innovative feature has been incorporated into all our cartridge filter pumps, sand filter pumps, and combination filtration systems.

HYDRO AERATION™ TECHNOLOGY



WITH HYDRO AERATION™

ADVANCED FILTRATION AND CIRCULATION

Injecting air into the water accelerates circulation and joins fine particles into larger clusters that can be filtered more effectively.



WITHOUT HYDRO AERATION™

IMPROVED CLARITY

Aeration removes minerals like manganese and iron through oxidation for ultimate water clarity.

INCREASED FRESHNESS

More negative ions are generated by activating air bubbles, which improves overall air quality around the pool.



AERATION IMPROVES CIRCULATION OF
WATER SO THAT IT CAN BE FILTERED
MORE EFFICIENTLY



AERATION REMOVES MINERALS
THROUGH OXIDATION FOR ULTIMATE
WATER CLARITY



INCREASED NEGATIVE IONS PROVIDE
IMPROVED AIR FRESHNESS
AROUND THE POOL

STANDARD

Pool Series



PUNCTURE-RESISTANT
3-PLY MATERIAL



Our **Standard Pool Series** are the ideal starter pools. Constructed with SuperTough™ puncture resistant 3-ply liner material, these pools are not only easy to set up and assemble, but are also great in value and fun to own. Our Small Frame pools are perfect for younger children or for families with smaller spaces. Our Easy Set® and Metal Frame lines of pools come in an array of sizes to fit any backyard.

SMALL FRAME™ POOLS



Mini Frame™ Pools:  Ages 2+

MINI FRAME POOL

Kids will enjoy splashing and playing in the INTEX Mini Frame™ Pool. This fun beginner frame pool is easy to assemble and sturdy, and is the perfect size and depth for young children. Available in bubblegum pink or aqua blue colors.



SPECIFICATIONS			
	ITEM#	CASE PACK	CASE WEIGHT
4' x 4' x 12" (1.22m x 1.22m x 30cm) APPROXIMATE SET-UP SIZE WATER CAPACITY (79%): 90 GAL (342L) READY FOR WATER IN 10 MINUTES	57172NP/EP	3 ea 1box	28.5 lb (13.0 kg)
	57173NP/EP	3 ea 1box	28.5 lb (13.0 kg)











English/Spanish and multi-language international packaging available

RECTANGULAR FRAME POOLS


INTEX's range of Rectangular Frame pools are the perfect starter pools for smaller spaces and families. Supported by strong, durable steel frames and laminated sidewalls, these pools are sturdy and will stay firmly in place. Easy to assemble, these pools are ready for water in just 30 minutes. Added features include a convenient drain plug and connection points for optional filter pumps. Make a splash and enjoy your backyard summer retreat!



Rectangular Frame Pools:  Ages 6+

SPECIFICATIONS	ITEM#	VOLTAGE	FILTER PUMP	CASE PACK	CASE WEIGHT
7'2½" x 4'11" x 23½" (2.20m x 1.50m x 60cm) APPROXIMATE SET-UP SIZE WATER CAPACITY (90%): 439 GAL (1,662L) READY FOR WATER IN 30 MINUTES	 28266NP	-	-	1 ea 1box	33.4 lb (15.2 kg)
	 28266EH	-	-		35.4 lb (16.1 kg)
	28270NP	-	-		33.4 lb (15.2 kg)
	28270EH	-	-		35.4 lb (16.1 kg)
8'6½" x 5'3" x 25½" (2.60m x 1.60m x 65cm) APPROXIMATE SET-UP SIZE WATER CAPACITY (90%): 603 GAL (2,282L) READY FOR WATER IN 30 MINUTES	28271NP	-	-	1 ea 1box	38.3 lb (17.4 kg)
	28271EH	-	-		40.0 lb (18.2 kg)
9'10" x 6'6¾" x 29½" (3.00m x 2.00m x 75cm) APPROXIMATE SET-UP SIZE WATER CAPACITY (90%): 1,013 GAL (3,834L) READY FOR WATER IN 30 MINUTES	28272NP	-	-	1 ea 1box	45.1 lb (20.5 kg)
	28272EH	-	-		47.1 lb (21.4 kg)
14'9¼" x 7'2½" x 33" (4.50m x 2.20m x 84cm) APPROXIMATE SET-UP SIZE WATER CAPACITY (90%): 1,883 GAL (7,127L) READY FOR WATER IN 30 MINUTES	 28273NP	-	-	1 ea 1box	80.1 lb (36.4 kg)
	 28273EH	-	-		82.1 lb (37.3 kg)
14'9¼" x 7'2½" x 33" (4.50m x 2.20m x 84cm) APPROXIMATE SET-UP SIZE WATER CAPACITY (90%): 1,883 GAL (7,127L) READY FOR WATER IN 30 MINUTES	 28279	110-120V	530 gal (2,006L)	1 ea 1box	86.0 lb (39.1 kg)
	 28279EH	110-120V (W/GFCI)	530 gal (2,006L)		87.3 lb (39.7 kg)
	 28274NP	220-240V	530 gal (2,006L)		87.3 lb (39.7 kg)
	 28274GN	12V	600 gal (2,271L)		89.3 lb (40.6 kg)

EASY SET® POOLS





6' x 20" Easy Set® Pools:  Ages 3+

PUNCTURE-RESISTANT
3-PLY MATERIAL

6' x 20" EASY SET® POOL

Are the kids ready for their first big pool?
This perfectly sized pool is super-easy for parents to set up, and just the right size for younger kids to enjoy their first big person pool!





SPECIFICATIONS	ITEM#		
		CASE PACK	CASE WEIGHT
6' x 20" (1.83m x 51cm) APPROXIMATE SET-UP SIZE WATER CAPACITY (80%): 232 GAL (880L) READY FOR WATER IN 10 MINUTES	28101NP	2 ea 1box	15.2 lb (6.9 kg)
	28101EH	2 ea 1box	19.1 lb (8.7 kg)




English/Spanish and multi-language
international packaging available

JOLLY WHALE EASY SET® POOL

This pool is the perfect way to bring fun and excitement to your backyard this summer. Simply spread out on level ground, inflate the top ring, fill the pool with water, and enjoy the fun this Jolly Whale Easy Set® pool brings!

SPECIFICATIONS	ITEM#		
		CASE PACK	CASE WEIGHT
6' x 20" (1.83m x 51cm) APPROXIMATE SET-UP SIZE WATER CAPACITY (80%): 232 GAL (880L) READY FOR WATER IN 10 MINUTES	 26102NP	2 ea 1box	16.5 lb (7.5 kg)
	 26102EH	2 ea 1box	21.0 lb (9.6 kg)




PUNCTURE-RESISTANT
3-PLY MATERIAL

Jolly Whale Easy Set® Pools:  Ages 3+













EASY SET® POOLS



Easy Set® Pools:  Ages 6+
























PUNCTURE-RESISTANT
3-PLY MATERIAL

SPECIFICATIONS	ITEM#	VOLTAGE	FILTER PUMP	CASE PACK	CASE WEIGHT	
8' x 24" (2.44m x 61cm) APPROXIMATE SET-UP SIZE WATER CAPACITY (80%): 513 GAL (1,942L) READY FOR WATER IN 10 MINUTES	28106NP	-	-	1 ea 1box	11.6 lb (5.3 kg)	   
	28106EH	-	-	1 ea 1box	13.5 lb (6.2 kg)	
	28107EH	110-120V (W/GFCI)	330 gal (1,250L)	1 ea 1box	18.4 lb (8.4 kg)	
	28108NP	220-240V	330 gal (1,250L)	1 ea 1box	17.1 lb (7.8 kg)	
	28108GN	12V	330 gal (1,250L)	1 ea 1box	17.6 lb (8.0 kg)	
10' x 24" (3.05m x 61cm) APPROXIMATE SET-UP SIZE WATER CAPACITY (80%): 813 GAL (3,077L) READY FOR WATER IN 10 MINUTES	28116NP	-	-	1 ea 1box	16.9 lb (7.7 kg)	   
	28116EH	-	-	1 ea 1box	18.9 lb (8.6 kg)	
	28117EH	110-120V (W/GFCI)	330 gal (1,250L)	1 ea 1box	23.5 lb (10.7 kg)	
	28118NP	220-240V	330 gal (1,250L)	1 ea 1box	22.7 lb (10.3 kg)	
	28118GN	12V	330 gal (1,250L)	1 ea 1box	23.1 lb (10.5 kg)	
10' x 30" (3.05m x 76cm) APPROXIMATE SET-UP SIZE WATER CAPACITY (80%): 1,018 GAL (3,853L) READY FOR WATER IN 10 MINUTES	28120NP	-	-	1 ea 1box	18.0 lb (8.2 kg)	   
	28120EH	-	-	1 ea 1box	20.0 lb (9.1 kg)	
	28121EH	110-120V (W/GFCI)	330 gal (1,250L)	1 ea 1box	24.6 lb (11.2 kg)	
	28122NP	220-240V	330 gal (1,250L)	1 ea 1box	23.7 lb (10.8 kg)	
	28122GN	12V	330 gal (1,250L)	1 ea 1box	24.2 lb (11.0 kg)	
12' x 30" (3.66m x 76cm) APPROXIMATE SET-UP SIZE WATER CAPACITY (80%): 1,485 GAL (5,621L) READY FOR WATER IN 10 MINUTES	28130NP	-	-	1 ea 1box	24.9 lb (11.3 kg)	   
	28130EH	-	-	1 ea 1box	26.6 lb (12.1 kg)	
	28131EH	110-120V (W/GFCI)	530 gal (2,006L)	1 ea 1box	32.8 lb (14.9 kg)	
	28132NP	220-240V	530 gal (2,006L)	1 ea 1box	32.6 lb (14.8 kg)	
	28132GN	12V	600 gal (2,271L)	1 ea 1box	33.9 lb (15.4 kg)	

EASY SET® POOLS



English/Spanish and multi-language international packaging available

SPECIFICATIONS	ITEM#	VOLTAGE	FILTER PUMP	LADDER	SAFETY LADDER	GROUND CLOTH	POOL COVER	CASE PACK	CASE WEIGHT	
15' x 42" (4.57m x 1.07m) APPROXIMATE SET-UP SIZE WATER CAPACITY (80%): 3,284 GAL (12,430L) READY FOR WATER IN 15 MINUTES	26165EH	110-120V (W/GFCI)	1,000 gal (3,785L)	✓	-	✓	✓	1 ea 1box	90.2 lb (41.0 kg)	       
	26166NP	220-240V	1,000 gal (3,785L)	-	✓	✓	✓	1 ea 1box	95.5 lb (43.4 kg)	
	26166GN	12V	900 gal (3,407L)	-	✓	✓	✓	1 ea 1box	98.1 lb (44.6 kg)	
15' x 48" (4.57m x 1.22m) APPROXIMATE SET-UP SIZE WATER CAPACITY (80%): 3,736 GAL (14,141L) READY FOR WATER IN 15 MINUTES	26167EH	110-120V (W/GFCI)	1,000 gal (3,785L)	✓	-	✓	✓	1 ea 1box	96.6 lb (43.9 kg)	       
	26168NP	220-240V	1,000 gal (3,785L)	-	✓	✓	✓	1 ea 1box	103.2 lb (46.9 kg)	
	26168GN	12V	900 gal (3,407L)	-	✓	✓	✓	1 ea 1box	105.4 lb (47.9 kg)	
18' x 48" (5.49m x 1.22m) APPROXIMATE SET-UP SIZE WATER CAPACITY (80%): 5,455 GAL (20,647L) READY FOR WATER IN 30 MINUTES	26175EH	110-120V (W/GFCI)	1,500 gal (5,678L)	✓	-	✓	✓	1 ea 1box	133.3 lb (60.6 kg)	       

METAL FRAME™ POOLS





Metal Frame™ Pools:  Ages 3+

 **PUNCTURE-RESISTANT 3-PLY MATERIAL**

CANOPY METAL FRAME™ POOL

Keep your little ones cool and protected from the sun with the new Canopy Metal Frame™ pool. The UPF 50+ shaded top canopy provides resistance to strong UV rays to keep your child safe and comfortable. The adjustable sprayer provides a refreshing and cooling mist to keep your kids comfortable and entertained all summer long.

SPECIFICATIONS	ITEM#	CASE PACK	CASE WEIGHT
6' x 15" (1.83m x 38cm) APPROXIMATE SET-UP SIZE WATER CAPACITY (80%): 185 GAL (700L) READY FOR WATER IN 10 MINUTES	 28209NP	1 ea 1box	19.4 lb (8.8 kg)
	 28209EP	1 ea 1box	19.4 lb (8.8 kg)



Easy-to-install canopy



Built-in sprayer keeps kids cool

BEACHSIDE METAL FRAME™ POOL

The ocean is now yours to explore with our Beachside Metal Frame™ Pool. With captivating photo-realistic ocean print on the sidewalls and floor, this pool is supported by strong and durable steel frames that are engineered to last. The new innovative composite T-Joint design makes assembly quick and easy so you can have more time to enjoy the pool.

SPECIFICATIONS	ITEM#	VOLTAGE	FILTER PUMP	CASE PACK	CASE WEIGHT
10' x 30" (3.05m x 76cm) APPROXIMATE SET-UP SIZE WATER CAPACITY (90%): 1,185 GAL (4,485L) READY FOR WATER IN 30 MINUTES	28206NP	-	-	1 ea 1box	38.3 lb (17.4 kg)
	28206EH	-	-	1 ea 1box	40.0 lb (18.2 kg)
	28207	110-120V	330 gal (1,250L)	1 ea 1box	42.5 lb (19.3 kg)
	28207EH	110-120V (W/GFCI)	330 gal (1,250L)	1 ea 1box	44.7 lb (20.3 kg)
	28208NP	220-240V	330 gal (1,250L)	1 ea 1box	43.3 lb (19.7 kg)
	28208GN	12V	330 gal (1,250L)	1 ea 1box	44.0 lb (20.0 kg)



Photo real printing on the pool bottom



English/Spanish and multi-language international packaging available

INNOVATIVE T-JOINT



PRECISION ENGINEERED

SIMPLIFIED ASSEMBLY

- No more pins to try to align and insert – simply push all the pipes into the Composite T-Joints for a snug fit

RUST PREVENTION

- Composite T-Joint creates a water-tight seal with the pipe – preventing internal rust from forming
- Composite T-Joint won't damage metal coating during pool use – preserving exterior rust protection

DURABILITY

- Composite T-Joints are engineered for high strength and infused with UV inhibitor to ensure weather resistance and long service life



 **PUNCTURE-RESISTANT 3-PLY MATERIAL**



Metal Frame Pools:  Ages 6+

METAL FRAME™ POOLS



Metal Frame™ Pools:  Ages 6+



COOLING OFF HAS NEVER BEEN EASIER

Our Metal Frame™ pools are perfect for beating the heat all summer long. These pools feature strong and durable steel frames that are built to last. SUPER-TOUGH™ laminated sidewalls are reinforced with an all-around band to keep frame legs firmly in place. With their sturdy construction and easy setup, these pools are the perfect addition to any backyard.



SPECIFICATIONS	ITEM#	VOLTAGE	FILTER PUMP	CASE PACK	CASE WEIGHT
8' x 20" (2.44m x 51cm) APPROXIMATE SET-UP SIZE WATER CAPACITY (80%): 483 GAL (1,828L) READY FOR WATER IN 30 MINUTES	28205NP	-	-	1 ea 1box	20.4 lb (9.3 kg)
	28205EH	-	-	1 ea 1box	22.0 lb (10.0 kg)
8' x 30" (2.44m x 76cm) APPROXIMATE SET-UP SIZE WATER CAPACITY (90%): 751 GAL (2,843L) READY FOR WATER IN 30 MINUTES	NEW 28290NP	-	-	1 ea 1box	25.5 lb (11.6 kg)
	NEW 28290EH	-	-	1 ea 1box	27.3 lb (12.4 kg)
	NEW 28291	110-120V	330 gal (1,250L)	1 ea 1box	29.7 lb (13.5 kg)
	NEW 28291EH	110-120V (W/GFCI)	330 gal (1,250L)	1 ea 1box	31.7 lb (14.4 kg)
	NEW 28292NP	220-240V	330 gal (1,250L)	1 ea 1box	30.8 lb (14.0 kg)
	NEW 28292GN	12V	330 gal (1,250L)	1 ea 1box	31.0 lb (14.1 kg)



SPECIFICATIONS

ITEM#	VOLTAGE	FILTER PUMP	CASE PACK	CASE WEIGHT
28200NP	-	-	1 ea 1box	38.3 lb (17.4 kg)
28200EH	-	-	1 ea 1box	40.0 lb (18.2 kg)
28201	110-120V	330 gal (1,250L)	1 ea 1box	42.5 lb (19.3 kg)
28201EH	110-120V (W/GFCI)	330 gal (1,250L)	1 ea 1box	44.7 lb (20.3 kg)
28202NP	220-240V	330 gal (1,250L)	1 ea 1box	43.3 lb (19.7 kg)
28202GN	12V	330 gal (1,250L)	1 ea 1box	44.0 lb (20.0 kg)
10' x 30" (3.05m x 76cm) APPROXIMATE SET-UP SIZE WATER CAPACITY (90%): 1,185 GAL (4,485L) READY FOR WATER IN 30 MINUTES				
28210NP	-	-	1 ea 1box	48.2 lb (21.9 kg)
28210EH	-	-	1 ea 1box	50.2 lb (22.8 kg)
28211	110-120V	530 gal (2,006L)	1 ea 1box	53.9 lb (24.5 kg)
28211EH	110-120V (W/GFCI)	530 gal (2,006L)	1 ea 1box	55.7 lb (25.3 kg)
28212NP	220-240V	530 gal (2,006L)	1 ea 1box	55.4 lb (25.2 kg)
28212GN	12V	600 gal (2,271L)	1 ea 1box	57.0 lb (25.9 kg)

12' x 30"
(3.66m x 76cm)
APPROXIMATE SET-UP SIZE
WATER CAPACITY (90%):
1,718 GAL (6,503L)
READY FOR WATER IN 30 MINUTES




SPECIFICATIONS

ITEM#	VOLTAGE	FILTER PUMP	LADDER	SAFETY LADDER	GROUND CLOTH	POOL COVER	CASE PACK	CASE WEIGHT
28241EH	110-120V (W/GFCI)	1,000 gal (3,785L)	✓	-	✓	✓	1 ea 1box	148.5 lb (67.5 kg)
28242NP	220-240V	1,000 gal (3,785L)	-	✓	✓	✓	1 ea 1box	154.0 lb (70.0 kg)
28242GN	12V	900 gal (3,407L)	-	✓	✓	✓	1 ea 1box	155.3 lb (70.6 kg)

15' x 48"
(4.57m x 1.22m)
APPROXIMATE SET-UP SIZE
WATER CAPACITY (90%):
4,440 GAL (16,805L)
READY FOR WATER IN 45 MINUTES

PREMIUM

Pool Series




PUNCTURE-RESISTANT
3-PLY MATERIAL



Our **Premium Pool Series** are designed to take your swimming experience to the next level. Constructed with SuperTough™ puncture resistant 3-ply liner material and strong powder-coated steel frames, these pools come in a range of shapes and sizes.

PRISM FRAME™ PREMIUM POOLS



**PUNCTURE-RESISTANT
3-PLY MATERIAL**

Prism Frame™ Premium Pools:  Ages 6+

SPLASH THE SUMMER AWAY IN STYLE

Enjoy summer outdoor fun with INTEX Prism Frame™ pools. Enhanced with strong powder-coated steel tubing and a stylish and upscale looking liner, these premium pools come in a range of sizes. From smaller sizes that fit into smaller backyards to larger sizes that are spacious enough for pool parties, there is an INTEX Prism Frame™ pool for every family and every occasion!

INNOVATIVE T-JOINT



PRECISION ENGINEERED

SIMPLIFIED ASSEMBLY


- No more pins to try to align and insert – simply push all the pipes into the Composite T-Joints for a snug fit

RUST PREVENTION

- Composite T-Joint creates a water-tight seal with the pipe – preventing internal rust from forming
- Composite T-Joint won't damage metal coating during pool use – preserving exterior rust protection

DURABILITY

- Composite T-Joints are engineered for high strength and infused with UV inhibitor to ensure weather resistance and long service life



LARGE PROFILE FRAME FOR
ENHANCED STRENGTH

SPECIFICATIONS	ITEM#	VOLTAGE	FILTER PUMP	CASE PACK	CASE WEIGHT
10' x 30" (3.05m x 76cm) APPROXIMATE SET-UP SIZE WATER CAPACITY (90%): 1,185 GAL (4,485L) READY FOR WATER IN 30 MINUTES	26700NP	-	-	1 ea 1box	37.5 lb (17.1 kg)
	26700EH	-	-	1 ea 1box	39.4 lb (17.9 kg)
	26701	110-120V	330 gal (1,250L)	1 ea 1box	41.8 lb (19.0 kg)
	26701EH	110-120V (W/GFCI)	330 gal (1,250L)	1 ea 1box	44.0 lb (20.0 kg)
	26702NP	220-240V	330 gal (1,250L)	1 ea 1box	42.9 lb (19.5 kg)
	26702GN	12V	330 gal (1,250L)	1 ea 1box	43.3 lb (19.7 kg)
12' x 30" (3.66m x 76cm) APPROXIMATE SET-UP SIZE WATER CAPACITY (90%): 1,718 GAL (6,503L) READY FOR WATER IN 30 MINUTES	26710NP	-	-	1 ea 1box	47.7 lb (21.7 kg)
	26710EH	-	-	1 ea 1box	49.3 lb (22.4 kg)
	26711	110-120V	530 gal (2,006L)	1 ea 1box	53.2 lb (24.2 kg)
	26711EH	110-120V (W/GFCI)	530 gal (2,006L)	1 ea 1box	54.8 lb (24.9 kg)
	26712NP	220-240V	530 gal (2,006L)	1 ea 1box	54.8 lb (24.9 kg)
	26712GN	12V	600 gal (2,271L)	1 ea 1box	56.1 lb (25.5 kg)

SPECIFICATIONS	ITEM#	VOLTAGE	FILTER PUMP	LADDER	SAFETY LADDER	GROUND CLOTH	POOL COVER	CASE PACK	CASE WEIGHT
12' x 39" (3.66m x 99cm) APPROXIMATE SET-UP SIZE WATER CAPACITY (90%): 2,270 GAL (8,592L) READY FOR WATER IN 30 MINUTES	26715	110-120V	530 gal (2,006L)	✓	-	-	-	1 ea 1box	82.9 lb (37.7 kg)
	26716NP	220-240V	530 gal (2,006L)	-	✓	-	-	1 ea 1box	89.8 lb (40.8 kg)
	26716GN	12V	600 gal (2,271L)	-	✓	-	-	1 ea 1box	91.5 lb (41.6 kg)
14' x 42" (4.27m x 1.07m) APPROXIMATE SET-UP SIZE WATER CAPACITY (90%): 3,357 GAL (12,706L) READY FOR WATER IN 45 MINUTES	26719EH	110-120V (W/GFCI)	1,000 gal (3,785L)	✓	-	✓	✓	1 ea 1box	130.7 lb (59.4 kg)
	26720NP	220-240V	1,000 gal (3,785L)	-	✓	✓	✓	1 ea 1box	135.7 lb (61.7 kg)
	26720GN	12V	900 gal (3,407L)	-	✓	✓	✓	1 ea 1box	138.4 lb (62.9 kg)
15' x 42" (4.57m x 1.07m) APPROXIMATE SET-UP SIZE WATER CAPACITY (90%): 3,861 GAL (14,614L) READY FOR WATER IN 45 MINUTES	26723EH	110-120V (W/GFCI)	1,000 gal (3,785L)	✓	-	✓	✓	1 ea 1box	140.6 lb (63.9 kg)
	26724NP	220-240V	1,000 gal (3,785L)	-	✓	✓	✓	1 ea 1box	146.1 lb (66.4 kg)
	26724GN	12V	900 gal (3,407L)	-	✓	✓	✓	1 ea 1box	147.8 lb (67.2 kg)
15' x 48" (4.57m x 1.22m) APPROXIMATE SET-UP SIZE WATER CAPACITY (90%): 4,440 GAL (16,805L) READY FOR WATER IN 45 MINUTES	26725EH	110-120V (W/GFCI)	1,000 gal (3,785L)	✓	-	✓	✓	1 ea 1box	153.3 lb (69.7 kg)
	26726NP	220-240V	1,000 gal (3,785L)	-	✓	✓	✓	1 ea 1box	160.8 lb (73.1 kg)
	26726GN	12V	900 gal (3,407L)	-	✓	✓	✓	1 ea 1box	163.5 lb (74.3 kg)

SPECIFICATIONS	ITEM#	VOLTAGE	FILTER PUMP	LADDER	SAFETY LADDER	GROUND CLOTH	POOL COVER	CASE PACK	CASE WEIGHT
18' x 48" (5.49m x 1.22m) APPROXIMATE SET-UP SIZE WATER CAPACITY (90%): 6,423 GAL (24,311L) READY FOR WATER IN 60 MINUTES	26731EH	110-120V (W/GFCI)	1,500 gal (5,678L)	✓	-	✓	✓	1 ea 1box	209.4 lb (95.2 kg)
	26732NP	220-240V	1,500 gal (5,678L)	-	✓	✓	✓	1 ea 1box	219.3 lb (99.7 kg)
	26732GN	12V	1,500 gal (5,678L)	-	✓	✓	✓	1 ea 1box	221.8 lb (100.8 kg)
20' x 52" (6.10m x 1.32m) APPROXIMATE SET-UP SIZE WATER CAPACITY (90%): 8,638 GAL (32,695L) READY FOR WATER IN 60 MINUTES	26755EH	110-120V (W/GFCI)	1,500 gal (5,678L)	✓	-	✓	✓	1 ea 1box	251.2 lb (114.2 kg)
	26756NP	220-240V	1,500 gal (5,678L)	-	✓	✓	✓	1 ea 1box	259.2 lb (117.8 kg)
	26756GN	12V	1,500 gal (5,678L)	-	✓	✓	✓	1 ea 1box	261.8 lb (119.0 kg)

PRISM FRAME™ RECTANGULAR PREMIUM POOLS




Prism Frame™ Premium Pools:  Ages 6+


**PUNCTURE-RESISTANT
3-PLY MATERIAL**

ENHANCE YOUR SWIMMING EXPERIENCE

The Prism Frame™ Rectangular pools are designed to fit any backyard. They are built to provide extra swimming space and hold more pool water than traditional round frame pools, allowing swimmers to appreciate maximized swimming area. Constructed with SuperTough™ puncture-resistant 3-ply material, the inside liner offers beautiful mosaic tile design. With a sophisticated look, INTEX Prism Frame™ Rectangular pools will provide families with endless summer fun!



LARGE PROFILE FRAME FOR
ENHANCED STRENGTH



SPECIFICATIONS	ITEM#	VOLTAGE	FILTER PUMP	LADDER	SAFETY LADDER	GROUND CLOTH	POOL COVER	CASE PACK	CASE WEIGHT
9'10" x 5'9" x 31½" (3.00m x 1.75m x 80cm) APPROXIMATE SET-UP SIZE WATER CAPACITY (90%): 935 GAL (3,539L) READY FOR WATER IN 45 MINUTES	26784NP	220-240V	530 gal (2,006L)	✓	–	–	–	1 ea 1box	106.3 lb (48.3 kg)
	26784GN	12V	600 gal (2,271L)	✓	–	–	–	1 ea 1box	109.3 lb (49.7 kg)
13'1½ x 6'6¾ x 39½" (4.00m x 2.00m x 1.00m) APPROXIMATE SET-UP SIZE WATER CAPACITY (90%): 1,806 GAL (6,836L) READY FOR WATER IN 45 MINUTES	26788NP	220-240V	530 gal (2,006L)	–	✓	–	–	1 ea 1box	150.7 lb (68.5 kg)
	26788GN	12V	600 gal (2,271L)	–	✓	–	–	1 ea 1box	152.0 lb (69.1 kg)
13'1½ x 6'6¾ x 48" (4.00m x 2.00m x 1.22m) APPROXIMATE SET-UP SIZE WATER CAPACITY (90%): 2,224 GAL (8,418L) READY FOR WATER IN 45 MINUTES	26790NP	220-240V	530 gal (2,006L)	–	✓	–	–	1 ea 1box	191.0 lb (86.8 kg)
	26790GN	12V	600 gal (2,271L)	–	✓	–	–	1 ea 1box	193.6 lb (88.0 kg)
16' x 8' x 42" (4.88m x 2.44m x 1.07m) APPROXIMATE SET-UP SIZE WATER CAPACITY (90%): 2,873 GAL (10,874L) READY FOR WATER IN 60 MINUTES	26791EH	110-120V (W/GFCI)	1,000 gal (3,785L)	✓	–	✓	✓	1 ea 1box	185.0 lb (84.1 kg)
	26792NP	220-240V	1,000 gal (3,785L)	–	✓	✓	✓	1 ea 1box	190.7 lb (86.7 kg)
	26792GN	12V	900 gal (3,407L)	–	✓	✓	✓	1 ea 1box	194.5 lb (88.4 kg)




1,000 gal (3,785 L) filter pump
included in the 16' x 8' x 42"
(4.88m x 2.44m x 1.07m)
Prism Frame™ Premium Pool
set completely filters the pool's
water in under 4 hours!



English/Spanish and multi-language
international packaging available

PRISM FRAME™ OVAL PREMIUM POOLS




Prism Frame™ Premium Pools:  Ages 6+

**PUNCTURE-RESISTANT
3-PLY MATERIAL**

ENJOY A PRISTINE POOL EXPERIENCE

Completing the range of Prism Frame™ pools are our Prism Frame™ Oval pools. Premium features include quality powder coated steel frames, durable SuperTough™ 3-ply material liner and a beautiful design. These elegantly shaped pools with 48" high walls provide a great combination of size and water volume for a great backyard pool. Paired with a powerful 1500 GPH pump with Hydro Aeration™ Technology, the Prism Frame™ Oval pools are sure to provide a pristine pool experience.



LARGE PROFILE FRAME FOR
ENHANCED STRENGTH



SPECIFICATIONS	ITEM#	VOLTAGE	FILTER PUMP	LADDER	SAFETY LADDER	GROUND CLOTH	POOL COVER	CASE PACK	CASE WEIGHT
16'6" x 9' x 48" (5.03m x 2.74m x 1.22m) APPROXIMATE SET-UP SIZE WATER CAPACITY (90%): 3,531 GAL (13,365L) READY FOR WATER IN 60 MINUTES	26795EH	110-120V (W/GFCI)	1,500 gal (5,678L)	✓	–	✓	✓	1 ea 1box	236.7 lb (107.6 kg)
	26796NP	220-240V	1,500 gal (5,678L)	–	✓	✓	✓	1 ea 1box	246.6 lb (112.1 kg)
	26796GN	12V	1,500 gal (5,678L)	–	✓	✓	✓	1 ea 1box	249.7 lb (113.5 kg)
20' x 10' x 48" (6.10m x 3.05m x 1.22m) APPROXIMATE SET-UP SIZE WATER CAPACITY (90%): 4,809 GAL (18,202L) READY FOR WATER IN 60 MINUTES	26797EH	110-120V (W/GFCI)	1,500 gal (5,678L)	✓	–	✓	✓	1 ea 1box	276.3 lb (125.6 kg)
	26798NP	220-240V	1,500 gal (5,678L)	–	✓	✓	✓	1 ea 1box	286.9 lb (130.4 kg)
	26798GN	12V	1,500 gal (5,678L)	–	✓	✓	✓	1 ea 1box	289.5 lb (131.6 kg)



1,500 gal (5,678 L) filter pump included in the 16'6" x 9' x 48" (5.03m x 2.74m x 1.22m) and 20' x 10' x 48" (6.10m x 3.05m x 1.22m) Prism Frame™ Oval Premium Pool set completely filters the pool's water in under 4 hours!



English/Spanish and multi-language international packaging available

GREYWOOD PRISM FRAME™ PREMIUM POOLS



Prism Frame™ Premium Pools:  Ages 6+



PUNCTURE-RESISTANT
3-PLY MATERIAL

STYLISH POOL THAT MAKES A STATEMENT

Our new Greywood Prism Frame™ Pools extend INTEX's line of premium pools with an unmatched level of elegance. Our industry-leading realistic print technology provides a sophisticated woodgrain pattern that gives these premium pools a beautiful look as well as feel that will complement any backyard. The sturdy frames and the innovative new Polymer T-joints ensure durability and quick and easy assembly.

INNOVATIVE T-JOINT



PRECISION ENGINEERED

SIMPLIFIED ASSEMBLY

- No more pins to try to align and insert – simply push all the pipes into the Composite T-Joints for a snug fit

RUST PREVENTION

- Composite T-Joint creates a water-tight seal with the pipe – preventing internal rust from forming
- Composite T-Joint won't damage metal coating during pool use – preserving exterior rust protection

DURABILITY

- Composite T-Joints are engineered for high strength and infused with UV inhibitor to ensure weather resistance and long service life



LARGE PROFILE FRAME FOR
ENHANCED STRENGTH



SPECIFICATIONS	ITEM#	VOLTAGE	FILTER PUMP	LADDER	SAFETY LADDER	GROUND CLOTH	POOL COVER	CASE PACK	CASE WEIGHT
15' x 48" (4.57m x 1.22m) APPROXIMATE SET-UP SIZE WATER CAPACITY (90%): 4,440 GAL (16,805L) READY FOR WATER IN 45 MINUTES	26741EH	110-120V (W/GFCI)	1,000 gal (3,785L)	✓	–	✓	✓	1 ea 1box	153.3 lb (69.7 kg)
	26742NP	220-240V	1,000 gal (3,785L)	–	✓	✓	✓	1 ea 1box	160.8 lb (73.1 kg)
	26742GN	12V	900 gal (3,407L)	–	✓	✓	✓	1 ea 1box	163.5 lb (74.3 kg)
18' x 48" (5.49m x 1.22m) APPROXIMATE SET-UP SIZE WATER CAPACITY (90%): 6,423 GAL (24,311L) READY FOR WATER IN 60 MINUTES	26743EH	110-120V (W/GFCI)	1,500 gal (5,678L)	✓	–	✓	✓	1 ea 1box	209.4 lb (95.2 kg)
	26744NP	220-240V	1,500 gal (5,678L)	–	✓	✓	✓	1 ea 1box	219.3 lb (99.7 kg)
	26744GN	12V	1,500 gal (5,678L)	–	✓	✓	✓	1 ea 1box	221.8 lb (100.8 kg)



A sophisticated woodgrain pattern

1,500 gal (5,678 L) filter pump included in the 18' x 48" (5.49m x 1.22m) Greywood Prism Frame™ Premium Pool set completely filters the pool's water in under 6 hours!



English/Spanish and multi-language international packaging available

PRISM FRAME™ CLEARVIEW PREMIUM POOLS



Prism Frame™ Premium Pools:  Ages 6+

 **PUNCTURE-RESISTANT**
3-PLY MATERIAL

ENJOY A WHOLE NEW LEVEL OF FUN

Have a blast with the INTEX ClearView Prism Frame™ Premium Pool. The all-around panoramic window provides a unique underwater view whether you're inside or outside of the pool. Swimmers will enjoy fun interaction with added visibility. Additional premium features include innovative T-joints for ease of assembly, strong powder coated metal frames and durable 3-ply liner material.

INNOVATIVE T-JOINT



PRECISION ENGINEERED

SIMPLIFIED ASSEMBLY

- No more pins to try to align and insert – simply push all the pipes into the Composite T-Joints for a snug fit

RUST PREVENTION

- Composite T-Joint creates a water-tight seal with the pipe – preventing internal rust from forming
- Composite T-Joint won't damage metal coating during pool use – preserving exterior rust protection

DURABILITY

- Composite T-Joints are engineered for high strength and infused with UV inhibitor to ensure weather resistance and long service life



LARGE PROFILE FRAME FOR
ENHANCED STRENGTH



SPECIFICATIONS	ITEM#	VOLTAGE	FILTER PUMP	LADDER	SAFETY LADDER	GROUND CLOTH	POOL COVER	CASE PACK	CASE WEIGHT
14' x 42" (4.27m x 1.07m) APPROXIMATE SET-UP SIZE WATER CAPACITY (90%): 3,357 GAL (12,706L) READY FOR WATER IN 45 MINUTES	26721EH	110-120V (W/GFCI)	1,000 gal (3,785L)	✓	–	✓	✓	1 ea 1box	141.2 lb (64.2 kg)
	26722NP	220-240V	1,000 gal (3,785L)	–	✓	✓	✓	1 ea 1box	147.4 lb (67.0 kg)
	26722GN	12V	900 gal (3,407L)	–	✓	✓	✓	1 ea 1box	149.6 lb (68.0 kg)
16' x 48" (4.88m x 1.22m) APPROXIMATE SET-UP SIZE WATER CAPACITY (90%): 5,061 GAL (19,156L) READY FOR WATER IN 45 MINUTES	26729EH	110-120V (W/GFCI)	1,500 gal (5,678L)	✓	–	✓	✓	1 ea 1box	187.4 lb (85.2 kg)
	26730NP	220-240V	1,500 gal (5,678L)	–	✓	✓	✓	1 ea 1box	195.4 lb (88.8 kg)
	26730GN	12V	1,500 gal (5,678L)	–	✓	✓	✓	1 ea 1box	200.9 lb (91.3 kg)



All around panoramic window

1,500 gal (5,678 L) filter pump included in the 16' x 48" (4.88m x 1.22m) Prism Frame™ ClearView Premium Pool set completely filters the pool's water in under 5 hours!



English/Spanish and multi-language international packaging available

CHEVRON PRISM FRAME™ PREMIUM POOL



Prism Frame™ Premium Pools:  Ages 6+



ELEVATE YOUR POOL EXPERIENCE

Introducing the INTEX Chevron Prism Frame™ Pool, the perfect combination of style and functionality for your summertime fun. Premium Prism Frame pool features combined with its sleek and modern design, this pool will add a touch of elegance to your backyard while providing endless hours of refreshing swim time.

INNOVATIVE T-JOINT



PRECISION ENGINEERED

SIMPLIFIED ASSEMBLY


- No more pins to try to align and insert – simply push all the pipes into the Composite T-Joints for a snug fit

RUST PREVENTION

- Composite T-Joint creates a water-tight seal with the pipe – preventing internal rust from forming
- Composite T-Joint won't damage metal coating during pool use – preserving exterior rust protection

DURABILITY




- Composite T-Joints are engineered for high strength and infused with UV inhibitor to ensure weather resistance and long service life



LARGE PROFILE FRAME FOR
ENHANCED STRENGTH



SPECIFICATIONS

	ITEM#	VOLTAGE	FILTER PUMP	LADDER	SAFETY LADDER	GROUND CLOTH	POOL COVER	CASE PACK	CASE WEIGHT
16' x 48" (4.88m x 1.22m) APPROXIMATE SET-UP SIZE WATER CAPACITY (90%): 5,061 gal (19,156L) READY FOR WATER IN 60 MINUTES	 26745EH	110-120V (W/GFCI)	1,500 gal (5,678L)	✓	-	✓	✓	1 ea 1box	175.1 lb (79.6 kg)
	 26746NP	220-240V	1,500 gal (5,678L)	-	✓	✓	✓	1 ea 1box	185.5 lb (84.3 kg)
	 26746GN	12V	1,500 gal (5,678L)	-	✓	✓	✓	1 ea 1box	187.7 lb (85.3 kg)



Modern and trendy blue chevron print

1,500 gal (5,678 L) filter pump included in the 16' x 48" (4.88m x 1.22m) Chevron Prism Frame™ Pool set completely filters the pool's water in under 5 hours!



English/Spanish and multi-language international packaging available

CHEVRON PRISM FRAME™ RECTANGULAR PREMIUM POOL



Prism Frame™ Premium Pools:  Ages 6+

PUNCTURE-RESISTANT
3-PLY MATERIAL







ESCAPE TO PARADISE

The INTEX Chevron Prism Frame™ Rectangular Pool is the perfect addition to your backyard oasis. Combining contemporary and elegant design with premium Prism Frame™ features, this pool is not only a refreshing retreat but also a stylish centerpiece for your outdoor space.



LARGE PROFILE FRAME FOR
ENHANCED STRENGTH

SPECIFICATIONS

							
	ITEM#	VOLTAGE	FILTER PUMP	LADDER	SAFETY LADDER	CASE PACK	CASE WEIGHT
NEW	26779EH	110-120V (W/GFCI)	530 gal (2,006L)	✓	-	1 ea 1box	143.0 lb (65.0 kg)
NEW	26780NP	220-240V	530 gal (2,006L)	-	✓	1 ea 1box	148.9 lb (67.7 kg)
NEW	26780GN	12V	600 gal (2,271L)	-	✓	1 ea 1box	150.7 lb (68.5 kg)

13'1½" x 6'6¾" x 39½"
(4.00m x 2.00m x 1.00m)
APPROXIMATE SET-UP SIZE
WATER CAPACITY (90%):
1,806 gal (6,836L)
READY FOR WATER IN 45 MINUTES



Modern and trendy blue chevron print

530 gal (2,006 L) filter pump included in the 13'1½ x 6'6¾ x 39½" (4.00m x 2.00m x 1.00m) Chevron Prism Frame™ Rectangular Premium Pool set completely filters the pool's water in under 4 hours!



English/Spanish and multi-language international packaging available

GRAPHITE GRAY PANEL™ POOL



Prism Frame™ Premium Pools:  Ages 6+



PUNCTURE-RESISTANT
3-PLY MATERIAL

ADD A TOUCH OF ELEGANCE TO YOUR BACKYARD

Following the latest color trends in exterior decking and home siding, the Graphite Gray Panel™ Pool offers the appearance of a high-end, custom-built swimming pool at a value you may only expect from INTEX. While the panels have the look of real wood, they are made of high-density plastic, eliminating the need for weather staining or termite protection. Better yet, the Graphite Gray Panel™ Pool is easy to assemble and comes equipped with INTEX's highest-grade pool accessories, including the Krystal Clear® Sand Filter Pump.

INNOVATIVE T-JOINT



PRECISION ENGINEERED

SIMPLIFIED ASSEMBLY

- No more pins to try to align and insert – simply push all the pipes into the Composite T-Joints for a snug fit

RUST PREVENTION












- Composite T-Joint creates a water-tight seal with the pipe – preventing internal rust from forming
- Composite T-Joint won't damage metal coating during pool use – preserving exterior rust protection


DURABILITY

- Composite T-Joints are engineered for high strength and infused with UV inhibitor to ensure weather resistance and long service life



SPECIFICATIONS

									
	ITEM#	VOLTAGE	SAND FILTER PUMP	LADDER	SAFETY LADDER	GROUND CLOTH	POOL COVER	CASE PACK	CASE WEIGHT
15'8" x 49" (4.78m x 1.24m) APPROXIMATE SET-UP SIZE WATER CAPACITY (90%): 4,440 GAL (16,805L) READY FOR WATER IN 120 MINUTES	 26383EH	110-120V (W/GFCI)	1,500 gal (5.7m³)	✓	–	✓	✓	1 ea 3 boxes	434.3 lb (197.4 kg)
	 26384NP	220-240V	1,500 gal (5.7m³)	–	✓	✓	✓	1 ea 3 boxes	437.1 lb (198.7 kg)
	 26384GS	220-240V (W/RCD)	1,500 gal (5.7m³)	–	✓	✓	✓	1 ea 3 boxes	440.0 lb (200.0 kg)



Realistic wood pattern with reinforced panel support system


15'8" x 49" (4.78m x 1.24m) Graphite Gray Panel™ Pool comes with the 1,500 gal (5.7m³) per hour Sand Filter Pump, which promises to keep pool water crystal clear!



English/Spanish and multi-language international packaging available

DELUXE

Pool Series



Our **Deluxe Pool Series** are uniquely designed to offer you the ultimate performance and user experience. Constructed with SuperTough™ puncture resistant 3-ply liner material and high quality galvanized steel frames, these pools are engineered for long-lasting summers of fun.

ULTRA XTR® FRAME POOLS



Ultra XTR® Frame Pools:  Ages 6+



EXPERIENCE THE ULTRA DIFFERENCE

Uniquely designed frame combines high quality galvanized steel with precision engineered locking system, enhancing the overall quality, durability and stability of the pools.


- Encapsulating inner and outer powder coating ensures the ultimate resistance to rust
- Easy to assemble – frame components simply snap together with no locking pins needed
- Extra strong and durable liner
- Equipped with Krystal Clear® Sand Filter Pump with Hydro Aeration™ Technology
- 2-year warranty that guarantees a peace of mind pool ownership



T-JOINT
PRECISION ENGINEERED



EASY LOCK SYSTEM™
SNAPS TOGETHER WITH NO ADDITIONAL TOOLS










INNOVATIVE FRAME DESIGN
STURDY, DURABLE AND UNIQUE

















24' x 52" (7.32m x 1.32m) Ultra XTR® Frame Pool comes with the 2,800 gal (10.5m³) per hour Sand Filter Pump, which promises to keep pool water crystal clear!










English/Spanish and multi-language international packaging available

SPECIFICATIONS	ITEM#	VOLTAGE	 SAND FILTER PUMP	 LADDER	 SAFETY LADDER	 GROUND CLOTH	 POOL COVER	 CASE PACK	 CASE WEIGHT
16' x 48" (4.88m x 1.22m) APPROXIMATE SET-UP SIZE WATER CAPACITY (90%): 5,061 GAL (19,156L) READY FOR WATER IN 45 MINUTES	26325EH	110-120V (W/GFCI)	1,500 gal (5.7m³)	✓	–	✓	✓	1 ea 1box	218.2 lb (99.2 kg)
	26326NP	220-240V	1,500 gal (5.7m³)	–	✓	✓	✓	1 ea 1box	225.3 lb (102.4 kg)
	26326GN	220-240V (W/RCD)	1,500 gal (5.7m³)	–	✓	✓	✓	1 ea 1box	226.6 lb (103.0 kg)

SPECIFICATIONS	ITEM#	VOLTAGE	 SAND FILTER PUMP	 LADDER	 SAFETY LADDER	 GROUND CLOTH	 POOL COVER	 CASE PACK	 CASE WEIGHT
18' x 52" (5.49m x 1.32m) APPROXIMATE SET-UP SIZE WATER CAPACITY (90%): 6,981 GAL (26,423L) READY FOR WATER IN 60 MINUTES	26329EH	110-120V (W/GFCI)	2,100 gal (7.9m³)	✓	–	✓	✓	1 ea 1box	277.0 lb (125.9 kg)
	26330NP	220-240V	2,100 gal (7.9m³)	–	✓	✓	✓	1 ea 1box	281.8 lb (128.1 kg)
	26330GN	220-240V (W/RCD)	2,100 gal (7.9m³)	–	✓	✓	✓	1 ea 1box	283.8 lb (129.0 kg)

SPECIFICATIONS	ITEM#	VOLTAGE	 SAND FILTER PUMP	 LADDER	 SAFETY LADDER	 GROUND CLOTH	 POOL COVER	 CASE PACK	 CASE WEIGHT
20' x 48" (6.10m x 1.22m) APPROXIMATE SET-UP SIZE WATER CAPACITY (90%): 7,947 GAL (30,079L) READY FOR WATER IN 60 MINUTES	26333EH	110-120V (W/GFCI)	2,100 gal (7.9m³)	✓	–	✓	✓	1 ea 1box	288.0 lb (130.9 kg)
	26334NP	220-240V	2,100 gal (7.9m³)	–	✓	✓	✓	1 ea 1box	294.1 lb (133.7 kg)
	26334GN	220-240V (W/RCD)	2,100 gal (7.9m³)	–	✓	✓	✓	1 ea 1box	296.1 lb (134.6 kg)

SPECIFICATIONS	ITEM#	VOLTAGE	 SAND FILTER PUMP	 LADDER	 SAFETY LADDER	 GROUND CLOTH	 POOL COVER	 CASE PACK	 CASE WEIGHT
24' x 52" (7.32m x 1.32m) APPROXIMATE SET-UP SIZE WATER CAPACITY (90%): 12,481 GAL (47,241L) READY FOR WATER IN 60 MINUTES	26339EH	110-120V (W/GFCI)	2,800 gal (10.5m³)	✓	–	✓	✓	1 ea 1box	371.8 lb (169.0 kg)
	26340NP	220-240V	2,800 gal (10.5m³)	–	✓	✓	✓	1 ea 1box	375.8 lb (170.8 kg)
	26340GN	220-240V (W/RCD)	2,800 gal (10.5m³)	–	✓	✓	✓	1 ea 1box	377.3 lb (171.5 kg)

ULTRA XTR® RECTANGULAR FRAME POOLS



Ultra XTR® Frame Pools:  Ages 6+




MAXIMIZE YOUR POOL EXPERIENCE

Indulge in the ultimate swimming experience with our largest Ultra XTR® Frame pools. Classic rectangular shape, elegant dark gray liner with water-blue tile print interior and brilliant white copings will make an impressive presence in any backyard!



EASY LOCK SYSTEM™
SNAPS TOGETHER WITH NO ADDITIONAL TOOLS

















INNOVATIVE FRAME DESIGN
STURDY, DURABLE AND UNIQUE










Some models of Ultra XTR® Rectangular pools include Sand Filter Pump & Saltwater System, which promises to keep pool water crystal clear!



















English/Spanish and multi-language international packaging available

SPECIFICATIONS	ITEM#	VOLTAGE	 SAND FILTER PUMP	 LADDER	 SAFETY LADDER	 GROUND CLOTH	 POOL COVER	 CASE PACK	 CASE WEIGHT
18' x 9' x 52" (5.49m x 2.74m x 1.32m) APPROXIMATE SET-UP SIZE WATER CAPACITY (90%): 4,545 GAL (17,203L) READY FOR WATER IN 60 MINUTES	26355EH	110-120V (W/GFCI)	1,500 gal (5.7m³)	✓	–	✓	✓	1 ea 1box	280.1 lb(127.3 kg)
	26356NP	220-240V	1,500 gal (5.7m³)	–	✓	✓	✓	1 ea 1box	284.7 lb(129.4 kg)
	26356GN	220-240V (W/RCD)	1,500 gal (5.7m³)	–	✓	✓	✓	1 ea 1box	287.3 lb(130.6 kg)

SPECIFICATIONS	ITEM#	VOLTAGE	 SAND FILTER PUMP	 LADDER	 SAFETY LADDER	 GROUND CLOTH	 POOL COVER	 CASE PACK	 CASE WEIGHT
24' x 12' x 52" (7.32m x 3.66m x 1.32m) APPROXIMATE SET-UP SIZE WATER CAPACITY (90%): 8,403 GAL (31,805L) READY FOR WATER IN 60 MINUTES	26363EH	110-120V (W/GFCI)	2,100 gal (7.9m³)	✓	–	✓	✓	1 ea 2 boxes	400.6 lb (182.1 kg)
	26364NP	220-240V	2,100 gal (7.9m³)	–	✓	✓	✓	1 ea 2 boxes	405.7 lb (184.4 kg)
	26364GN	220-240V (W/RCD)	2,100 gal (7.9m³)	–	✓	✓	✓	1 ea 2 boxes	407.4 lb (185.2 kg)

SPECIFICATIONS	ITEM#	VOLTAGE	 SAND FILTER PUMP & SALTWATER SYSTEM	 LADDER	 SAFETY LADDER	 GROUND CLOTH	 POOL COVER	 DELUXE POOL MAINTENANCE KIT	 VOLLEYBALL SET	 CASE PACK	 CASE WEIGHT
24' x 12' x 52" (7.32m x 3.66m x 1.32m) APPROXIMATE SET-UP SIZE WATER CAPACITY (90%): 8,403 GAL (31,805L) READY FOR WATER IN 60 MINUTES	26367EH	110-120V (W/GFCI)	2,100 gal (7.9m³)	✓	–	✓	✓	✓	✓	1 ea 2 boxes	436.0 lb (198.2 kg)
	26368NP	220-240V	2,100 gal (7.9m³)	–	✓	✓	✓	✓	✓	1 ea 2 boxes	441.5 lb (200.7 kg)

SPECIFICATIONS	ITEM#	VOLTAGE	 SAND FILTER PUMP	 LADDER	 SAFETY LADDER	 GROUND CLOTH	 POOL COVER	 CASE PACK	 CASE WEIGHT
32' x 16' x 52" (9.75m x 4.88m x 1.32m) APPROXIMATE SET-UP SIZE WATER CAPACITY (90%): 14,364 GAL (54,368L) READY FOR WATER IN 90 MINUTES	26373EH	110-120V (W/GFCI)	2,800 gal (10.5m³)	✓	–	✓	✓	1 ea 2 boxes	548.2 lb (249.2 kg)
	26374NP	220-240V	2,800 gal (10.5m³)	–	✓	✓	✓	1 ea 2 boxes	568.3 lb (258.3 kg)
	26374GN	220-240V (W/RCD)	2,800 gal (10.5m³)	–	✓	✓	✓	1 ea 2 boxes	569.6 lb (258.9 kg)

SPECIFICATIONS	ITEM#	VOLTAGE	 SAND FILTER PUMP & SALTWATER SYSTEM	 LADDER	 SAFETY LADDER	 GROUND CLOTH	 POOL COVER	 DELUXE POOL MAINTENANCE KIT	 VOLLEYBALL SET	 CASE PACK	 CASE WEIGHT
32' x 16' x 52" (9.75m x 4.88m x 1.32m) APPROXIMATE SET-UP SIZE WATER CAPACITY (90%): 14,364 GAL (54,368L) READY FOR WATER IN 90 MINUTES	26377EH	110-120V (W/GFCI)	2,650 gal (10.0m³)	✓	–	✓	✓	✓	✓	1 ea 2 boxes	588.5 lb (267.5 kg)
	26378NP	220-240V	2,650 gal (10.0m³)	–	✓	✓	✓	✓	✓	1 ea 2 boxes	615.1 lb (279.6 kg)

KRYSTAL CLEAR® FILTRATION & SANITATION SYSTEMS

INNOVATION IN POOL MAINTENANCE

Swimming pool maintenance plays an integral part in your overall pool owning experience. INTEX understands that the process of keeping your pool water clean can be overwhelming. That is why we have designed and engineered our line of Krystal Clear® Filtration and Sanitation systems to take the leg work out of keeping your pool sparkling clean.

COMBINATION FILTRATION & SANITATION SYSTEMS

SAND FILTER PUMP & SALTWATER SYSTEMS WITH E.C.O. (ELECTROCATALYTIC OXIDATION)

Combines sand filter pump with saltwater system



2 models (Details on page 53)



POOL FILTRATION SYSTEMS

CARTRIDGE FILTER PUMPS

Advantages:

- Cartridges provide excellent water filtration
- Easy to use: simply replace the old cartridge with a new one every 2 weeks
- INTEX high quality replacement cartridges are widely available
- 24-hour auto timer on some models



5 models (Details on page 46-47)



SAND FILTER PUMPS

Advantages:

- All natural sand provides excellent water filtration
- Economical & environmentally friendly
- Requires virtually no maintenance except replacement of sand every 5 years
- 24-hour auto timer included



5 models (Details on page 48-49)



POOL SANITATION SYSTEMS

SALTWATER SYSTEM

Advantages:

- Eliminates bacteria & algae from pool water using a virtually undetectable amount of all natural salt
- Much gentler on skin, eyes, clothes, and hair than packaged chlorine
- Salt is economical & much more environmentally friendly than packaged chlorine
- 24-hour auto timer included



4 models (Details on page 50-51)

SALTWATER SYSTEM WITH OZONE

Advantages:

- Ozone is the most powerful sanitizing method for pool water
- The only 100% natural and biodegradable pool sanitizing agent
- Odorless
- Saltwater system provides residual cleaning action and soft, smooth water for swimmers
- 24-hour auto timer included



1 model (Details on page 51)



POOL FILTRATION SYSTEMS



MODEL C2500

KRYSTAL CLEAR® CARTRIDGE FILTER PUMPS



Efficient filtration is essential for a quality swim experience, and at INTEX we settle for nothing less than pristine pool water. INTEX's line of pumps and cartridges guarantee a cleaner pool with:

- Powerful pumps in several of our most popular pool sets
- Filter cartridges with thicker, heavier paper and more pleats
- Water inlet jets for enhanced water flow back into the pool
- 2-year warranty
- The results will be faster water circulation, improved filtration, and best of all a superior swim experience!
- Easy installation – just hook-up hoses and plug in
- Double insulated pump
- Air release valve for air trapped inside filter chamber
- Sediment flush valve at bottom of filter chamber (28635/28636/28633/28634)
- Auto timer for easier use (28601EG/28603EG/28637EG/28635/28636/28633/28634)
- Conforms to UL/CSA standards (110-120V models)
- CE approved (220-240V models)
- BV or TUV GS approved (GS designation models)
- Shelf box



Model C2500 built-in Filter Cartridge Indicator lets you know if it is time to clean or change the filter cartridge



DOE compliant timer for 110V w/GFCI models only

ITEM#	MODEL	VOLTAGE	EASY SET® POOL MODELS	FRAME™ POOL MODELS	PRISM FRAME™ RECTANGULAR POOL MODELS	PRISM FRAME™ OVAL POOL MODELS	PUMP FLOW RATE GAL (L)/HR	SYSTEM FLOW RATE GAL (L)/HR	CASE PACK	CASE WEIGHT
28601	C330	110-120V	6'/8'10' (1.83m/2.44m/3.05m)	10' (3.05m)	–	–	330 gal (1,250L)	300 gal (1,136L)	4 ea	22.5 lb (10.2 kg)
28601EG	C330	110-120V (W/GFCI)	6'/8'10' (1.83m/2.44m/3.05m)	10' (3.05m)	–	–	330 gal (1,250L)	300 gal (1,136L)	4 ea	24.3 lb (11.0 kg)
28602	C330	220-240V	6'/8'10' (1.83m/2.44m/3.05m)	10' (3.05m)	–	–	330 gal (1,250L)	265 gal (1,003L)	4 ea	23.1 lb (10.5 kg)
28602GS	C330	12V	6'/8'10' (1.83m/2.44m/3.05m)	10' (3.05m)	–	–	330 gal (1,250L)	300 gal (1,136L)	4 ea	28.6 lb (13.0 kg)
28603	C530	110-120V	12'/13'/15' (3.66m/3.96m/4.57m)	12' (3.66m)	9'10"/13'1½" (3.00m/4.00m)	–	530 gal (2,006L)	475 gal (1,798L)	4 ea	28.4 lb (12.9 kg)
28603EG	C530	110-120V (W/GFCI)	12'/13'/15' (3.66m/3.96m/4.57m)	12' (3.66m)	9'10"/13'1½" (3.00m/4.00m)	–	530 gal (2,006L)	475 gal (1,798L)	4 ea	30.5 lb (13.9 kg)
28604	C530	220-240V	12'/13'/15' (3.66m/3.96m/4.57m)	12' (3.66m)	9'10"/13'1½" (3.00m/4.00m)	–	530 gal (2,006L)	450 gal (1,703L)	4 ea	31.1 lb (14.1 kg)
28604GS	C600	12V	12'/13'/15' (3.66m/3.96m/4.57m)	12' (3.66m)	9'10"/13'1½" (3.00m/4.00m)	–	600 gal (2,271L)	500 gal (1,893L)	4 ea	40.2 lb (18.3 kg)
28637EG	C1000	110-120V (W/GFCI)	15' (4.57m)	14'/15' (4.27m/4.57m)	16' x 8' (4.88m x 2.44m)	–	1,000 gal (3,785L)	750 gal (2,839L)	4 ea	34.2 lb (15.6 kg)
28638	C1000	220-240V	15' (4.57m)	14'/15' (4.27m/4.57m)	16' x 8' (4.88m x 2.44m)	–	1,000 gal (3,785L)	710 gal (2,687L)	4 ea	36.0 lb (16.4 kg)
28638GS	C900	12V	15' (4.57m)	14'/15' (4.27m/4.57m)	16' x 8' (4.88m x 2.44m)	–	900 gal (3,407L)	700 gal (2,650L)	4 ea	50.8 lb (23.1 kg)
28635EG	C1500	110-120V (W/GFCI)	18' (5.49m)	16'/18'/20' (4.88m/5.49m/6.10m)	–	16½'/20' (5.03m/6.10m)	1,500 gal (5,678L)	1,180 gal (4,466L)	1 ea	16.4 lb (7.5 kg)
28636	C1500	220-240V	18' (5.49m)	16'/18'/20' (4.88m/5.49m/6.10m)	–	16½'/20' (5.03m/6.10m)	1,500 gal (5,678L)	1,150 gal (4,353L)	1 ea	17.5 lb (7.9 kg)
28636GS	C1500	12V	18' (5.49m)	16'/18'/20' (4.88m/5.49m/6.10m)	–	16½'/20' (5.03m/6.10m)	1,500 gal (5,678L)	1,100 gal (4,164L)	1 ea	23.7 lb (10.8 kg)
28633EG	C2500	110-120V (W/GFCI)	–	–	–	–	2,500 gal (9,463L)	1,900 gal (7,192L)	1 ea	24.3 lb (11.1 kg)
28634	C2500	220-240V	–	–	–	–	2,500 gal (9,463L)	1,900 gal (7,192L)	1 ea	25.3 lb (11.5 kg)
28634GS	C2500	220-240V (W/RCD)	–	–	–	–	2,500 gal (9,463L)	1,750 gal (6,624L)	1 ea	27.6 lb (12.5 kg)



MODEL C330



MODEL C530



MODEL C1000



MODEL C1500

POOL FILTRATION SYSTEMS



MODEL SX3200

KRYSTAL CLEAR® SAND FILTER PUMPS

Sand Filters are one of the most popular ways to keep pool water clean. Not only is it effective, it saves on cost and time since the sand needs replacement just once every five years – making the sand filter system one of the easiest to maintain.



FEATURES	BENEFITS
4-function for 26641/26642 6-function control	Enables pool owner to filter, backwash, rinse, recirculate, drain, & close system
24-hour automatic timer	Automatic daily setting
0.75 horse power pump 0.60 horse power pump 0.30 horse power pump 0.18 horse power pump 0.12 horse power pump	Ideal for above ground pool
GFCI unit (110-120V version)	Safety shut-off; meets UL standard
Strainer basket	Easy-cleaning, prolongs life of sand



MODEL SX925 MODEL SX1500 MODEL SX2100 MODEL SX2800

ITEM#	MODEL	VOLTAGE	RECTANGULAR FRAME™ POOL MODELS	EASY SET® POOL MODELS	METAL FRAME™ POOL MODELS	PRISM FRAME™ POOL MODELS	PRISM FRAME™ RECTANGULAR POOL MODELS	PUMP FLOW RATE GAL (L)/HR	SYSTEM FLOW RATE GAL (L)/HR	CASE PACK	CASE WEIGHT
26641EG	SX925	110-120V (W/GFCI)	7'2½"/8'6½"/9'10"/14'9¼" (2.20m/2.60m/3.00m/4.50m)	6'8"/10'/12'/13'/15' (1.83m/2.44m/3.05m/ 3.66m/3.96m/4.57m)	8'10'/12'/15' (2.44m/3.05m/ 3.66m/4.57m)	10'/12'/14'/15' (3.05m/3.66m/ 4.27m/4.57m)	9'10"/13'1½"/16' (3.00m/4.00m/4.88m)	925 gal (3.5m³)	550 gal (2.0m³)	1 ea	18.2 lb (8.3 kg)
26642	SX925	220-240V	7'2½"/8'6½"/9'10"/14'9¼" (2.20m/2.60m/3.00m/4.50m)	6'8"/10'/12'/13'/15' (1.83m/2.44m/3.05m/ 3.66m/3.96m/4.57m)	8'10'/12'/15' (2.44m/3.05m/ 3.66m/4.57m)	10'/12'/14'/15' (3.05m/3.66m/ 4.27m/4.57m)	9'10"/13'1½"/16' (3.00m/4.00m/4.88m)	925 gal (3.5m³)	550 gal (2.0m³)	1 ea	18.1 lb (8.2 kg)
26642GS	SX925	220-240V (W/RCD)	7'2½"/8'6½"/9'10"/14'9¼" (2.20m/2.60m/3.00m/4.50m)	6'8"/10'/12'/13'/15' (1.83m/2.44m/3.05m/ 3.66m/3.96m/4.57m)	8'10'/12'/15' (2.44m/3.05m/ 3.66m/4.57m)	10'/12'/14'/15' (3.05m/3.66m/ 4.27m/4.57m)	9'10"/13'1½"/16' (3.00m/4.00m/4.88m)	925 gal (3.5m³)	500 gal (1.9m³)	1 ea	19.4 lb (8.8 kg)



*TANK SIZE: 8" (203mm) HP: 0.12 GLASS CAPACITY: 11.0 lb(5.0 kg) SAND CAPACITY: 14.3 lb(6.5 kg) FIBER BALL CAPACITY: 0.44 lb(200 g)

ITEM#	MODEL	VOLTAGE	ULTRA XTR® FRAME POOL MODELS	ULTRA XTR® RECTANGULAR FRAME POOL MODELS	GRAPHITE GRAY PANEL™ POOL MODELS	TANK SIZE	HP	GLASS CAPACITY LB (KG)	SAND CAPACITY LB (KG)	FIBER BALL CAPACITY LB (G)	PUMP FLOW RATE GAL (m³)/HR	SYSTEM FLOW RATE GAL (m³)/HR	CASE PACK	CASE WEIGHT
26643EG	SX1500	110-120V (W/GFCI)	16' (4.88m)	18' x 9' (5.49m x 2.74m)	15'8" (4.78m)	10" (254mm)	0.18	18.5 lb (8.5 kg)	26 lb (12 kg)	0.77 lb (350 g)	1,500 gal (5.7m³)	1,050 gal (4.0m³)	1 ea	26.4 lb (12.0 kg)
26644	SX1500	220-240V	16' (4.88m)	18' x 9' (5.49m x 2.74m)	15'8" (4.78m)	10" (254mm)	0.18	18.5 lb (8.5 kg)	26 lb (12 kg)	0.77 lb (350 g)	1,500 gal (5.7m³)	1,050 gal (4.0m³)	1 ea	27.6 lb (12.5 kg)
26644GS	SX1500	220-240V (W/RCD)	16' (4.88m)	18' x 9' (5.49m x 2.74m)	15'8" (4.78m)	10" (254mm)	0.18	18.5 lb (8.5 kg)	26 lb (12 kg)	0.77 lb (350 g)	1,500 gal (5.7m³)	970 gal (3.7m³)	1 ea	30.1 lb (13.7 kg)
26645EG	SX2100	110-120V (W/GFCI)	18'/20' (5.49m/6.10m)	24' x 12' (7.32m x 3.66m)	—	12" (305mm)	0.30	35 lb (16 kg)	50 lb (23 kg)	1.43 lb (650 g)	2,100 gal (7.9m³)	1,600 gal (6.0m³)	1 ea	38.4 lb (17.5 kg)
26646	SX2100	220-240V	18'/20' (5.49m/6.10m)	24' x 12' (7.32m x 3.66m)	—	12" (305mm)	0.30	35 lb (16 kg)	50 lb (23 kg)	1.43 lb (650 g)	2,100 gal (7.9m³)	1,600 gal (6.0m³)	1 ea	39.3 lb (17.9 kg)
26646GS	SX2100	220-240V (W/RCD)	18'/20' (5.49m/6.10m)	24' x 12' (7.32m x 3.66m)	—	12" (305mm)	0.30	35 lb (16 kg)	50 lb (23 kg)	1.43 lb (650 g)	2,100 gal (7.9m³)	1,250 gal (4.7m³)	1 ea	40.9 lb (18.6 kg)
26647EG	SX2800	110-120V (W/GFCI)	24' (7.32m)	32' x 16' (9.75m x 4.88m)	—	14" (360mm)	0.60	55 lb (25 kg)	77 lb (35 kg)	2.2 lb (1000 g)	2,800 gal (10.5m³)	2,150 gal (8.0m³)	1 ea	45.8 lb (20.8 kg)
26648	SX2800	220-240V	24' (7.32m)	32' x 16' (9.75m x 4.88m)	—	14" (360mm)	0.60	55 lb (25 kg)	77 lb (35 kg)	2.2 lb (1000 g)	2,800 gal (10.5m³)	2,150 gal (8.0m³)	1 ea	46.8 lb (21.3 kg)
26648GS	SX2800	220-240V (W/RCD)	24' (7.32m)	32' x 16' (9.75m x 4.88m)	—	14" (360mm)	0.60	55 lb (25 kg)	77 lb (35 kg)	2.2 lb (1000 g)	2,800 gal (10.5m³)	1,900 gal (7.2m³)	1 ea	48.4 lb (22.0 kg)
26651EG	SX3000	110-120V (W/GFCI)	—	—	—	16" (410mm)	0.75	85 lb (38 kg)	120 lb (55 kg)	3.3 lb (1500 g)	3,000 gal (11.3m³)	2,450 gal (9.2m³)	1 ea	50.7 lb (23.1 kg)
26652	SX3200	220-240V	—	—	—	16" (410mm)	0.75	85 lb (38 kg)	120 lb (55 kg)	3.3 lb (1500 g)	3,200 gal (12.0m³)	2,450 gal (9.2m³)	1 ea	52.8 lb (24.0 kg)
26652GS	SX3200	220-240V (W/RCD)	—	—	—	16" (410mm)	0.75	85 lb (38 kg)	120 lb (55 kg)	3.3 lb (1500 g)	3,200 gal (12.0m³)	2,200 gal (8.3m³)	1 ea	54.8 lb (24.9 kg)



POOL SANITATION SYSTEMS



MODEL QS200

MODEL QS400

THE LOW MAINTENANCE POOL WATER SANITATION

INTEX understands that the process of keeping your pool water clean can be overwhelming, that is why we have designed and engineered our line of Krystal Clear Saltwater Systems to keep your pool fresh and sparkling clean with minimal maintenance.

KRYSTAL CLEAR SALTWATER SYSTEM™

MAX POOL SIZE: 2,200 GAL (8,327L)

#26661EG

Krystal Clear Saltwater System™ QS200

- Small and sleek design
- Control panel with display and easy access buttons
- Suitable for small rectangular or round pools up to 12' (3.66m)
- 1 self-clean mode available, 10 hr cycles
- 110-120V with GFCI
- Filtration pump flow rate required: 300-1,000 gal/h (1,136-3,785L/h)
- Chlorine output: 2 g/hr
- 24 hr. auto-clock cycle
- Shelf box
2 ea, 14.3 lb (6.5 kg)

#26662

Krystal Clear Saltwater System™ QS200

- Same as 26661 except 100-240V
- Shelf box 2 ea, 12.9 lb (5.9 kg)

#26662GS

Krystal Clear Saltwater System™ QS200

- Same as 26662 except 12V
- Shelf box 2 ea, 13.8 lb (6.3 kg)

MAX POOL SIZE: 4,500 GAL (17,413L)

#26663EG

Krystal Clear Saltwater System™ QS400

- Small and sleek design
- Control panel with display and easy access buttons
- Suitable for smaller size pools
- 3 self-clean modes available, 6/10/14-hr cycles
- 110-120V with GFCI
- Filtration pump flow rate required: 300-1,000 gal/h (1,136-3,785L/h)
- Chlorine output: 4 g/hr
- 24 hr. auto-clock cycle
- Shelf box
2 ea, 17.9 lb (8.2 kg)

#26664

Krystal Clear Saltwater System™ QS400

- Same as 26663 except 100-240V
- Shelf box 2 ea, 16.6 lb (7.5 kg)

#26664GS

Krystal Clear Saltwater System™ QS400

- Same as 26664 except 12V
- Shelf box 2 ea, 21.6 lb (9.8 kg)

KRYSTAL CLEAR SALTWATER SYSTEMS™ WITH E.C.O. (ELECTROCATALYTIC OXIDATION)



#26667
#26668

MODEL QS500

MAX POOL SIZE: 7,000 GAL (26,500L)

#26667EG

Krystal Clear Saltwater System™ QS500

- Sleek and compact casing
- Control panel with display and easy access buttons
- Added power button for convenience
- 3 self-clean modes available, 6/10/14-hr cycles
- 110-120V with GFCI
- Filtration pump flow rate required: 700-3,200 gal/h (2,650-12,112L/h)
- Chlorine output: 5 g/hr
- 24 hr. auto-clock cycle
- Shelf box
2 ea, 40.3 lb (18.3 kg)

#26668

Krystal Clear Saltwater System™ QS500

- Same as 26667 except 220-240V
- Shelf box
2 ea, 39.6 lb (18.0 kg)

#26668GS

Krystal Clear Saltwater System™ QS500

- Same as 26668 except 12V
- Shelf box
1 ea, 23.1 lb (10.5 kg)



#26669
#26670

MODEL QS1200

MAX POOL SIZE: 15,000 GAL (56,800L)

#26669EG

Krystal Clear Saltwater System™ QS1200

- Sleek and compact casing
- Control panel with display and easy access buttons
- Added power button for convenience
- 3 self-clean modes available, 6/10/14-hr cycles
- 110-120V with GFCI
- Filtration pump flow rate required: 700-3,200 gal/h (2,650-12,112L/h)
- Chlorine output: 12 g/hr
- 24 hr. auto-clock cycle
- Shelf box
2 ea, 46.2 lb (21.0 kg)

#26670

Krystal Clear Saltwater System™ QS1200

- Same as 26669 except 220-240V
- Shelf box
2 ea, 46.4 lb (21.1 kg)

#26670GS

Krystal Clear Saltwater System™ QS1200

- Same as 26670 except 12V
- Shelf box
1 ea, 26.4 lb (12.0 kg)

KRYSTAL CLEAR® OZONE AND SALTWATER SYSTEM

Professionals Know That The Ultimate Pool Sanitation Method Is Ozone.

Only Ozone provides virtually complete, instantaneous, odorless, all-natural sanitation of pool water. Ozone eliminates bacteria over 3,000 times faster than chlorine. And because it has up to 100 times the oxidizing power of chlorine, it cleans pool water without the chemical smell that swimmers often associate with chlorine.

INTEX has brought this powerful technology together with the benefits of our saltwater system to provide your customers with the very best in above ground pool sanitation. By combining the incredible sanitizing strength of ozone with the great swimming comfort that saltwater systems provide, your customers can enjoy a truly wonderful pool ownership and great swimming experience for years.

A totally effective, odorless, effortless, all natural solution to maintaining crystal clear, soft, clean pool water... from INTEX!

MAX POOL SIZE: 15,000 GAL (56,800L)

#26665EG

Krystal Clear Saltwater System™ QZ1100

- Control panel with display and easy access buttons
- Added power button for convenience
- 3 self-clean modes available, 6/10/14-hr cycles
- Redesigned water pipe for added efficiency
- 110-120V with GFCI
- Filtration pump flow rate required: 1,600-4,000 gal/h (6,056-15,140L/h)
- Chlorine output: 11 g/hr
- Ozone output: 150 mg/hr
- 24 hr. auto-clock cycle
- Shelf box
2 ea, 50.3 lb (22.9 kg)

#26666

Krystal Clear Saltwater System™ QZ1100

- Same as 26665 except 220-240V
- Shelf box
2 ea, 49.3 lb (22.4 kg)



#26665
#26666

MODEL QZ1100

COMBINATION FILTRATION & SANITATION SYSTEMS



KRYSTAL CLEAR® POOLWATER SYSTEM

Sand Filters are one of the most desirable methods to keep pool water clear and sparkling. Not only does the all-natural, inexpensive sand do an excellent job of filtering the water, it needs replacement only once every five years, making sand filter the easiest maintenance filtration option on the market.

Saltwater systems with E.C.O. (electrocatalytic oxidation) are known for their ability to keep pool water clean and safe, while eliminating the harshness of traditional packaged chlorine. INTEX has combined these two excellent systems into one product, providing above ground pool owners with ONE low cost, low maintenance system that will keep pools clean, safe, and comfortable for swimmers. Both systems are controlled automatically with one 24-hour timer to make daily operation carefree!



KRYSTAL CLEAR® SAND FILTER PUMP & SALTWATER SYSTEMS WITH E.C.O. (ELECTROCATALYTIC OXIDATION)

MAX POOL SIZE: 8,500 GAL (32,200L)

#26675EG
Krystal Clear® Sand Filter Pump & Saltwater System QX2100

- 110-120V with GFCI
- 14" (360mm) tank diameter
- 0.3 hp motor
- Pump flow rate 2,100 gph (7.9m³/hr)
- System flow rate 1,600 gph (6.0m³/hr)
- 77 lb (35 kg) sand capacity or 55 lb (25 kg) glass filtration media capacity or 2.2 lb (1 kg) fiber ball capacity
- Chlorine output: 7 g/hr
- 2 pieces of 1½" (38mm) hoses
- 2-year warranty
- Shelf box
- 1 ea, 53.2 lb (24.2 kg)

#26676
Krystal Clear® Sand Filter Pump & Saltwater System QX2100

- Same as 26675 except 220-230V
- Shelf box
- 1 ea, 54.3 lb (24.7 kg)

ITEM#	Ultra XTR® Rectangular Frame Pool Model
26675EG	24' x 12' (7.32m x 3.66m)
26676	24' x 12' (7.32m x 3.66m)



MAX POOL SIZE: 15,000 GAL (56,800L)

#26679EG
Krystal Clear® Sand Filter Pump & Saltwater System QX2600

- 110-120V with GFCI
- 16" (410mm) tank diameter
- 0.6 hp motor
- Pump flow rate 2,650 gph (10.0m³/hr)
- System flow rate 2,150 gph (8.0m³/hr)
- 120 lb (55 kg) sand capacity or 85 lb (38 kg) glass filtration media capacity or 3.3 lb (1.5 kg) fiber ball capacity
- Chlorine output: 11 g/hr
- 2 pieces of 1½" (38mm) hoses
- 2-year warranty
- Shelf box
- 1 ea, 63.2 lb (28.7 kg)



#26680
Krystal Clear® Sand Filter Pump & Saltwater System QX2600

- Same as 26679 except 220-230V
- Shelf box
- 1 ea, 64.4 lb (29.3 kg)

ITEM#	Ultra XTR® Rectangular Frame Pool Model
26679EG	32' x 16' (9.75m x 4.88m)
26680	32' x 16' (9.75m x 4.88m)



POOL FILTRATION SYSTEMS

ITEM#	#28601	#28601EG	#28602	#28602GS	#28603	#28603EG	#28604	#28604GS	#28637EG	#28638	#28638GS	#28635EG	#28636	#28636GS	#28633EG	#28634	#28634GS			
PRODUCT																				
	CARTRIDGE FILTER PUMP				CARTRIDGE FILTER PUMP				CARTRIDGE FILTER PUMP				CARTRIDGE FILTER PUMP				CARTRIDGE FILTER PUMP			
MODEL	C330				C530 / C600				C900 / C1000				C1500				C2500			
COMPATIBLE POOLS	Easy Set® Pool 6'8'/10' (1.83m/2.44m/3.05m)				Easy Set® Pool 12'/13'/15' (3.66m/3.96m/4.57m)				Easy Set® Pool 15' (4.57m)				Easy Set® Pool 18'(5.49m)							
	Frame Pool 10' (3.05m)				Frame Pool 12' (3.66m)				Frame Pool 14'/15' (4.27m/4.57m)				Frame Pool 18'/20' (5.49m/6.10m)							
					Prism Frame™ Rectangular Pool 9'10"/13'1½" (3.00m/4.00m)				Prism Frame™ Rectangular Pool 16' x 8' (4.88m x 2.44m)				Prism Frame™ Oval Pool 16½'/20' (5.03m/6.10m)							
PUMP FLOW RATE GAL(L)/HR	330gal (1,250L)				530 gal (2,006L) / 600 gal (2,271L)				900 gal (3,407L) / 1,000 gal (3,785L)				1,500 gal (5,678L)				2,500 gal (9,463L)			
SYSTEM FLOW RATE GAL(L)/HR	300 gal (1,136L)	300 gal (1,136L)	265 gal (1,003L)	300 gal (1,136L)	475 gal (1,798L)	475 gal (1,798L)	450 gal (1,703L)	500 gal (1,893L)	750 gal (2,839L)	710 gal (2,687L)	700 gal (2,650L)	1,180 gal (4,466L)	1,150 gal (4,353L)	1,100 gal (4,164L)	1,900 gal (7,192L)	1,900 gal (7,192L)	1,750 gal (6,624L)			
VOLTAGE	110-120V	110-120V (W/GFCI)	220-240V	12V	110-120V	110-120V (W/GFCI)	220-240V	12V	110-120V (W/GFCI)	220-240V	12V	110-120V (W/GFCI)	220-240V	12V	110-120V (W/GFCI)	220-240V	220-240V (W/RCD)			
CASE WEIGHT LB (KG)	22.5 lb (10.2 kg)	24.3 lb (11.0 kg)	23.1 lb (10.5 kg)	28.6 lb (13.0 kg)	28.4 lb (12.9 kg)	30.5 lb (13.9 kg)	31.1 lb (14.1 kg)	40.2 lb (18.3 kg)	34.2 lb (15.6 kg)	36.0 lb (16.4 kg)	50.8 lb (23.1 kg)	16.4 lb (7.5 kg)	17.5 lb (7.9 kg)	23.7 lb (10.8 kg)	24.3 lb (11.1 kg)	25.3 lb (11.5 kg)	27.6 lb (12.5 kg)			
CASE PACK	4 ea				4 ea				4 ea				1 ea				1 ea			



POOL FILTRATION SYSTEMS

ITEM#	#26641EG	#26642	#26642GS	#26643EG	#26644	#26644GS	#26645EG	#26646	#26646GS	#26647EG	#26648	#26648GS	#26651EG	#26652	#26652GS
PRODUCT															
MODEL	SX925			SX1500			SX2100			SX2800			SX3000 / SX3200		
COMPATIBLE POOLS	Rectangular Frame™ Pool 7'2½"/8'6½"/9'10"/14'9¼" (2.20m/2.60m/3.00m/4.50m) Easy Set® Pool 6'8"/10'/12'/13'/15' (1.83m/2.44m/3.05m/3.66m/ 3.96m/4.57m) Metal Frame™ Pool 8'10'/12'/15' (2.44m/3.05m/3.66m/4.57m) Prism Frame™ Pool 10'/12'/14'/15' (3.05m/3.66m/4.27m/4.57m) Prism Frame™ Rectangular Pool 9'10"/13'1½"/16' (3.00m/4.00m/4.88m)			Easy Set® Pool 18' (5.49m) Prism Frame™ Pool 18'/20' (5.49m/6.10m) Graphite Gray Panel™ Pool 15'8" (4.78m) Ultra XTR® Frame Pool 16' (4.88m) Ultra XTR® Rectangular Frame Pool 18' x 9" (5.49m x 2.74m)			Ultra XTR® Frame Pool 18'/20' (5.49m/6.10m) Ultra XTR® Rectangular Frame Pool 24' x 12' (7.32m x 3.66m)			Ultra XTR® Frame Pool 24' (7.32m) Ultra XTR® Rectangular Frame Pool 32' x 16' (9.75m x 4.88m)					
TANK SIZE	8"			10"			12"			14"			16"		
PUMP FLOW RATE GAL(L)/HR	925 gal (3.5m³)			1,500 gal (5.7m³)			2,100 gal (7.9m³)			2,800 gal (10.5m³)			3,000 gal (11.3m³) / 3,200 gal (12.0m³)		
SYSTEM FLOW RATE GAL(L)/HR	550 gal (2.0m³)	550 gal (2.0m³)	500 gal (1.9m³)	1,050 gal (4.0m³)	1,050 gal (4.0m³)	970 gal (3.7m³)	1,600 gal (6.0m³)	1,600 gal (6.0m³)	1,250 gal (4.7m³)	2,150 gal (8.0m³)	2,150 gal (8.0m³)	1,900 gal (7.2m³)	2,450 gal (9.2m³)	2,450 gal (9.2m³)	2,200 gal (8.3m³)
VOLTAGE	110-120V (W/GFCI)	220-240V	220-240V (W/RCD)	110-120V (W/GFCI)	220-240V	220-240V (W/RCD)	110-120V (W/GFCI)	220-240V	220-240V (W/RCD)	110-120V (W/GFCI)	220-240V	220-240V (W/RCD)	110-120V (W/GFCI)	220-240V	220-240V (W/RCD)
CASE WEIGHT LB (KG)	18.2 lb (8.3 kg)	18.1 lb (8.2 kg)	19.4 lb (8.8 kg)	26.4 lb (12.0 kg)	27.6 lb (12.5 kg)	30.1 lb (13.7 kg)	38.4 lb (17.5 kg)	39.3 lb (17.9 kg)	40.9 lb (18.6 kg)	45.8 lb (20.8 kg)	46.8 lb (21.3 kg)	48.4 lb (22.0 kg)	50.7 lb (23.1 kg)	52.8 lb (24.0 kg)	54.8 lb (24.9 kg)
CASE PACK	1 ea			1 ea			1 ea			1 ea			1 ea		

POOL SANITATION SYSTEMS

ITEM#	#26661EG	#26662	#26662GS	#26663EG	#26664	#26664GS	#26667EG	#26668	#26668GS	#26669EG	#26670	#26670GS	#26665EG	#26666
PRODUCT														
	SALTWATER SYSTEM			SALTWATER SYSTEM			SALTWATER SYSTEM WITH E.C.O.			SALTWATER SYSTEM WITH E.C.O.			OZONE & SALTWATER SYSTEM	
MODEL	QS200			QS400			QS500			QS1200			QZ1100	
MAX POOL SIZE	2,200 GAL (8,327L)			4,500 GAL (17,413L)			7,000 GAL (26,500L)			15,000 GAL (56,800L)			15,000 GAL (56,800L)	
CLEAN MODE	1 self-clean mode 10hr cycles			3 self-clean mode 6/10/14-hr cycles			3 self-clean mode 6/10/14-hr cycles			3 self-clean mode 6/10/14-hr cycles			3 self-clean mode 6/10/14-hr cycles	
PUMP FLOW RATE REQUIRED GAL(L)/HR	300-1,000 gal/h (1,136-3,785L/h)			300-1,000 gal/h (1,136-3,785L/h)			700-3,200 gal/h (2,650-12,112L/h)			700-3,200 gal/h (2,650-12,112L/h)			1,600-4,000 gal/h (6,056-15,140L/h)	
CHLORINE OUTPUT	2g /hr			4g /hr			5g /hr			12g /hr			11g /hr	
VOLTAGE	110-120V (W/GFCI)	100-240V	12V	110-120V (W/GFCI)	100-240V	12V	110-120V (W/GFCI)	220-240V	12V	110-120V (W/GFCI)	220-240V	12V	110-120V (W/GFCI)	220-240V
CASE WEIGHT LB (KG)	14.3 lb (6.5 kg)	12.9 lb (5.9 kg)	13.8 lb (6.3 kg)	17.9 lb (8.2 kg)	16.6 lb (7.5 kg)	21.6 lb (9.8 kg)	40.3 lb (18.3 kg)	39.6 lb (18.0 kg)	23.1 lb (10.5 kg)	46.2 lb (21.0 kg)	46.4 lb (21.1 kg)	26.4 lb (12.0 kg)	50.3 lb (22.9 kg)	49.3 lb (22.4 kg)
CASE PACK	2 ea			2 ea			2 ea	2 ea	1 ea	2 ea	2 ea	1 ea	2 ea	

COMBINATION FILTRATION & SANITATION SYSTEMS

ITEM#	#26675EG	#26676	#26679EG	#26680
PRODUCT				
	OZONE & SALTWATER SYSTEM WITH E.C.O.		OZONE & SALTWATER SYSTEM WITH E.C.O.	
MODEL	QX2100		QX2600	
MAX POOL SIZE	8,500 GAL (32,200L)		15,000 GAL (56,800L)	
PUMP FLOW RATE GAL(L)/HR	2,100 gph (7.9m³/hr)		2,650 gph (10.0m³/hr)	
SYSTEM FLOW RATE GAL(L)/HR	1,600 gph (6.0m³/hr)		2,150 gph (8.0m³/hr)	
CHLORINE OUTPUT	7g /hr		11g /hr	
VOLTAGE	110-120V (W/GFCI)	220-230V	110-120V (W/GFCI)	220-230V
CASE WEIGHT LB (KG)	53.2 lb (24.2 kg)	54.3 lb (24.7 kg)	63.2 lb (28.7 kg)	64.4 lb (29.3 kg)
CASE PACK	1 ea		1 ea	



POOL ACCESSORIES



GET THE MOST OUT OF YOUR POOL

Happiness is a good time and a clean pool. So whether you're splashing around or just cooling off, this summer INTEX has everything you need for a sunny day by the pool. With pool covers, ground cloths, and pool maintenance kits, INTEX's full line of pool accessories will help make owning a swimming pool less of a chore and leave more time for fun in the sun. Look to INTEX this summer and find out how good owning a pool can be.



English/Spanish and multi-language international packaging available

POOL THERMOMETER

#29039 / E

- Floats upright
- Portable and easy to use

12 ea,
2.2 lb
(1.0 kg)



HEATER

#28684

- 220-240V with RCD
- Compatible with round Easy Set® or Metal Frame pools 15' (4.57m) diameter or smaller
- Easy hook-up and operation
- Water level sensor
- Easily connects to new or existing pool filter system
- Pool thermometer included
- Shelf box

4 ea,
30.7 lb
(14.0 kg)



Push button switch

POOL DRAIN PUMP

#28605E

- Pumps up to 950 gallons (3595 liters) of water per hour with 16' (5m) long drain hose
- Power cord length: 25' (7.6m)
- Maximum operating water depth: 4' (1.22m)
- IPX8 waterproof housing
- Includes 1 1/4" x 16' (32mm x 5m) drain hose
- Adaptor for garden hose attachment
- Shelf box



#28606

- Same as 28605 except 220-240V
- Power cord length: 33' (10m)
- Shelf box



SOLAR MAT

#28685 / E

- Eco-Friendly Solar technology that increases the temperature of the pool water by approximately 3° ~ 5°C (5° ~ 9°F) depending on weather condition
- Suitable for AGPs up to 8,000 gal (30,280L)
- Simple hook up, compatible with pump flow rate less than 1,500 gal/h (5,678L/h)
- 1m² (11ft²) surface to absorb the sun's rays
- Easy to drain, easy to store
- Dimensions: 1.20m x 1.20m / 47 1/4" x 47 1/4" (flat, before fill)
- Constructed of heavy duty UV stabilized PVC
- Includes: 1 1/4" (32mm) hose attachment points
- 1 adaptor A and B for 1 1/2" (38mm) hose connection
- 0.5m (1 1/4"/32mm diameter) connecting hose Bypass valve
- Shelf box

3 ea,
19.0 lb
(8.6 kg)



FILTER CARTRIDGES

- Easy to clean dacron filter material
- Shrink wrapped with litho label

#29007 / E

FILTER CARTRIDGE PACK

- For Filter Pump Item# 28601 / 28602
- 12 ea, 2.7 lb (1.2 kg)

#29000 / E

FILTER CARTRIDGE PACK

- For Filter Pump Item# 28603 / 28604 / 28637 / 28638 / 28635 / 28636
- 6 ea, 2.9 lb (1.3 kg)

#29002 / E

FILTER CARTRIDGE (TWIN PACK)

- For Filter Pump Item# 28603 / 28604 / 28637 / 28638 / 28635 / 28636
- 6 ea, 5.3 lb (2.4 kg)

#29003 / E


FILTER CARTRIDGE (TRI PACK)

- For Filter Pump Item# 28603 / 28604 / 28637 / 28638 / 28635 / 28636
- 6 ea, 7.2 lb (3.3 kg)

#29005 / E

FILTER CARTRIDGE PACK

- For Filter Pump Item# 28633 / 28634
- 6 ea, 6.6 lb (3.0 kg)



FIBER BALL FILTRATION MEDIA

NEW #29045 / E

- Filter Balls provide superior filtration performance
- 500g (1.1 lb/bag) fiber balls equals to 18 kg of silica sand
- Use in place of filter sand, filter glass and other filter medias
- Convenient and lightweight
- Machine washable
- For sand filter pumps
- 12 ea, 15.3 lb (7.0 kg)




NEW



DELUXE WALL MOUNT SURFACE SKIMMER

#28000 / E

- Attaches to filter pump for automatic skimming
- Minimum filtration pump flow rate required: 1,000 gal/h (3,785L/h)
- Easily mounts to Easy Set® or metal frame pool sidewalls with adjustable bracket
- Helps catch leaves and other debris before they sink to the bottom of the pool
- Durable polypropylene plastic is not affected by pool chemicals
- Strainer basket pulls out for easy cleaning
- Shelf box



4 ea,
18.7 lb
(8.5 kg)

5" (12.7cm) FLOATING CHEMICAL DISPENSER

#29040NP / EP

- Holds up to 1" (2.5cm) chlorine or bromine tablets
- Made of durable non-corrosive polypropylene material
- Adjustable control ring to control the release of chemical
- Twist-lock cap
- Suitable for INTEX pools up to 12' (3.66m) and PureSpa™
- Tablets not included



24 ea,
5.5 lb
(2.5 kg)

7" (17.8cm) FLOATING CHEMICAL DISPENSER

#29041NP / EP

- Holds up to 3" (7.6cm) chlorine or bromine tablets
- Made of durable non-corrosive polypropylene material
- Adjustable control ring to control the release of chemical
- Twist-lock cap
- Suitable for all INTEX pools
- Tablets not included



12 ea,
7.3 lb
(3.3 kg)



12 ea,
16.1 lb
(7.3 kg)

POOL GROUND CLOTH

#28048 / E

- Durable material
- Provides added protection for pool bottom
- Fits 8'/10'/12'/15' (2.44/3.05/3.66/4.57m) Easy Set® and frame pools
- 15½' (4.72m) square
- Shelf box



2 ea,
9.0 lb
(4.1 kg)

INTERLOCKING PADDED FLOOR PROTECTOR

#29081 / E

- Provides added protection and cushion around pool & play area
- Made with durable polyethylene material
- Easily stores and transports
- Sold in packs of 8 pieces, 20ft² (1.9m²) of interlocking tiles
- Piece Size: 20" x 20" x ¾" (50cm x 50cm x 1cm)



6 ea,
22.6 lb
(10.3 kg)



12 ea,
18.4 lb
(8.4 kg)

#29084 / E

- Meets French and German regulation
- Sold in packs of 8 pieces, 20ft² (1.9m²) of interlocking tiles
- Piece Size: 20" x 20" x ¾" (50cm x 50cm x 0.5cm)

POOL COVERS

- Rope ties
- Drain holes to prevent water accumulation
- Shelf box

TYPE	ITEM#	OVERHANG	FITS	CASE PACK	CASE WEIGHT
RECTANGULAR POOL COVER	28036 / E	8" (20cm)	102¾" x 63" (2.60m x 1.60m)	6 ea	23.1 lb (10.5 kg)
	28038 / E	8" (20cm)	118" x 79" (3.00m x 2.00m)	6 ea	29.3 lb (13.3 kg)
	28037 / E	8" (20cm)	157½" x 78¾" (4.00m x 2.00m)	6 ea	35.0 lb (15.9 kg)
	28039 / E	8" (20cm)	177¼" x 86½" (4.50m x 2.20m)	6 ea	47.1 lb (21.4 kg)
EASY SET® POOL COVER	28020 / E	12" (30cm)	8' (2.44m)	6 ea	21.8 lb (9.9 kg)
	28021 / E	12" (30cm)	10' (3.05m)	6 ea	32.1 lb (14.6 kg)
	28022 / E	12" (30cm)	12' (3.66m)	6 ea	44.0 lb (20.0 kg)
	28026 / E	12" (30cm)	13' (3.96m)	4 ea	33.8 lb (15.4 kg)
	28023 / E	12" (30cm)	15' (4.57m)	4 ea	41.1 lb (18.7 kg)
ROUND POOL COVER	28030 / E	10" (25cm)	10' (3.05m)	6 ea	34.8 lb (15.8 kg)
	28031 / E	10" (25cm)	12' (3.66m)	6 ea	46.9 lb (21.3 kg)
	28032 / E	10" (25cm)	15' (4.57m)	4 ea	45.3 lb (20.6 kg)

DELUXE POOL COVERS

- UV-resistant polyethylene material
- Rope ties
- Drain holes to prevent water accumulation
- Shelf box

TYPE	ITEM#	OVERHANG	FITS	CASE PACK	CASE WEIGHT
DELUXE POOL COVER	28040 / E	8" (20cm)	16' (4.88m)	4 ea	33.4 lb (15.2 kg)
	28041 / E	8" (20cm)	18' (5.49m)	3 ea	30.2 lb (13.7 kg)

#28036 #28037 #28038 #28039



#28020 #28021 #28022 #28023 #28026



#28030 #28031 #28032



#28040 #28041



SOLAR POOL COVERS

- Helps keep pool water warmer
- Available in 11 sizes
- Shelf box
- Easy to use
- Economical

TYPE	ITEM#	FITS	SIZE	CASE PACK	CASE WEIGHT
EASY SET® thickness:120 micron (110g/m²)	28010 / E	8' (2.44m)	81" (2.06m)	1 ea	1.7 lb (0.8 kg)
EASY SET® & FRAME POOLS thickness:120 micron (110g/m²)	28011 / E	10' (3.05m)	114" (2.90m)	1 ea	2.9 lb (1.3 kg)
	28012 / E	12' (3.66m)	137" (3.48m)	1 ea	3.9 lb (1.8kg)
EASY SET® & FRAME POOLS thickness:160 micron (150g/m²)	28013 / E	15' (4.57m)	176" (4.48m)	1 ea	8.2 lb (3.7 kg)
	28014 / E	16' (4.88m)	185" (4.70m)	1 ea	9.1 lb (4.1 kg)
	28015 / E	18' (5.49m)	212" (5.38m)	1 ea	11.5 lb (5.2 kg)
RECTANGULAR FRAME POOLS thickness:160 micron (150g/m²)	28028 / E	13'1½" x 6'6¾" (4 x 2m)	149" x 73" (3.78 x 1.86m)	1 ea	4.0 lb (1.8 kg)
	28029 / E	16' x 8' (4.88 x 2.44m)	187" x 92" (4.76 x 2.34m)	1 ea	6.3 lb (2.9 kg)
	28016 / E	18' x 9' (5.49 x 2.74m)	212" x 100" (5.38 x 2.53m)	1 ea	7.7 lb (3.5 kg)
	28017 / E	24' x 12' (7.32 x 3.66m)	282" x 136" (7.16 x 3.46m)	1 ea	12.4 lb (5.6 kg)
	28018 / E	32' x 16' (9.75 x 4.88m)	378" x 183" (9.60 x 4.66m)	1 ea	21.1 lb (9.6 kg)

SOLAR COVER REEL

There are many great benefits in covering your above ground pool, but the hassles of applying and removing the cover can be daunting. INTEX's Solar Cover Reel is conveniently designed to easily attach to the metal frame of your pool, and it is size adjustable, making the covering and uncovering of the pool simple and easy! A locking feature on the handle will prevent the cover from unintentional unrolling. Enjoy the benefits of your solar pool cover with the hassle-free Solar Cover Reel.

- Heavy duty construction with interlocking aluminum shaft
- Easy to install and use
- Significantly extends service life of solar cover
- Non-corrosive plastic hand crank with lock
- Suitable for rectangular frame pools with width from 9' – 16' (2.74m – 4.88m)
- Solar cover not included
- Shelf box
- 2 ea, 34.9 lb (15.9 kg)



#28051 / E



#28010 #28011 #28012 #28013 #28014 #28015



#28016 #28017 #28018 #28028 #28029




English/Spanish
and multi-language
international packaging available

POOL MAINTENANCE KIT

#28002 / E

- Includes 94" (2.39m) telescoping aluminum pole for use with 16' (4.88m) and below pools
- Interchangeable vacuum and skimmer heads
- Shelf box

4 ea,
14.0 lb
(6.4 kg)



DELUXE POOL MAINTENANCE KIT

#28003 / E

- Includes 110" (2.79m) telescoping aluminum pole for use with 18' (5.49m) diameter pools and above
- Minimum filtration pump flow rate required: 1,000 gal/h (3,785L/h)
- Vacuum sucks debris off the pool floor and through the filter
- Attaches to the outlet connector in the pool with a 24'7" (7.50m) hose
- Durable and deep mesh skimmer net
- Shelf box

3 ea,
24.8 lb
(11.3 kg)



ZR100 HANDHELD RECHARGEABLE POOL VACUUM

NEW #28626 / E

- Strong built-in 4V 2Ah Ni-MH rechargeable batteries
- Suitable for use with all PureSpas and above-ground pools up to 18' (5.49m) in diameter
- 0.21 gal (0.8 L) quick release transparent debris container
- 12 gal/min (45 L/min) water suction for efficient debris collection
- 94" (2.39m) lightweight telescoping aluminum pole
- Two interchangeable brush heads
- Automatic shut-off feature when vacuum is not submerged in water
- IPX8 waterproof switch for added protection
- 5-6 hour charge time/50 minutes maximum running time
- USB charging cable included for convenient recharging (plug not included)
- Shelf box

4 ea,
26.9 lb
(12.2 kg)



ZR200 HANDHELD RECHARGEABLE POOL VACUUM

#28628 / 28627E

- Strong built-in 8V 4Ah Ni-MH rechargeable batteries
- Suitable for use with all PureSpas, above ground pools, and in-ground pools
- 0.3 gal (1.1 L) quick release transparent debris container
- 17 gal/min (64 L/min) water suction for efficient debris collection
- 110" (2.80m) lightweight telescoping aluminum pole
- Two interchangeable brush heads
- Automatic shut-off feature when vacuum is not submerged in water
- IPX8 waterproof switch for added protection
- 5-6 hour charge time/100 minutes maximum running time
- Power indicator
- Shelf box

4 ea,
38.7 lb
(17.6 kg)



ZX50 AUTO POOL CLEANER

#28007 / E / EX

- Suction side cleaner, designed to clean the pool floor
- INTEX pump flow rate required: 900-1,500 gal/h (3,407-5,678L/h)
- 6ga (0.15mm) mesh filter for capturing even the finest debris
- Travel speed up to 5 meters per minute
- 0.25 gal (0.8 liter) large capacity debris collection tray
- 21'4" (6.50m) non-tangle hose
- Fits all INTEX above ground pools up to 16' x 48" (4.88m x 1.22m)
- Shelf box

1 ea,
11.9 lb
(5.4 kg)





ZX100 AUTO POOL CLEANER

#28006 / E / EX

- Pressure side cleaner, designed to provide the ultimate convenience in cleaning your pool floor
- INTEX pump flow rate required: 1,600-3,500 gal/h (6,056-13,248L/h)
- 6ga (0.15mm) mesh filter for capturing even the finest debris
- Moving speed up to 8 m/min making quick cleaning of your pool
- 0.4 gal (1.5 liter) large capacity debris collection tray
- 21'4" (6.50m) non-tangle hose
- Extend to connect 1 1/4" inlet fitting with connector
- Fits all INTEX above ground pools up to 26' x 52" (Round Pools), or 32' x 16' x 52" (Rectangular Pools)
- Shelf box

1 ea,
15.5 lb
(7.0 kg)



ZX300 DELUXE AUTO POOL CLEANER

#28005 / E / EX

- Pressure side cleaner
- Powerful 700 gal/hour water powered suction
- Water powered all-wheel drive for swift cleaning action and superior wall-climbing performance
- INTEX pump flow rate required: 1,600-3,500 gal/h (6,056-13,248L/h)
- Rotating dual dirt scrubbers for cleaning even the finest and hard to remove dirt up to the water line
- 6ga (0.15mm) mesh filter for capturing even the finest debris
- 0.48 gal (1.8 liter) large capacity debris collection tray
- 21'4" (6.50m) non-tangle hose
- Extend to connect 1 1/4" inlet fitting with connector
- Fits all INTEX above ground pools up to 26' x 52" (Round Pools), or 32' x 16' x 52" (Rectangular Pools), not suitable for Easy Set pools
- Shelf box

1 ea,
16.8 lb
(7.6 kg)



POOL CANOPY

#28054 / E

- UPF 50+ and waterproof
- Simple setup – easily attaches with clamps
- Add another canopy to increase the shaded area
- Fits all Prism Frame™ Rectangular, Prism Frame™ Oval and Ultra XTR® Rectangular pools (except 32' x 16' x 52" / 9.75m x 4.88m x 1.32m) and 10' (3.05m) and 12' (3.66m) diameter round pools
- Shelf box

3 ea,
36.8 lb
(16.7 kg)



SOLAR POWERED LED FLOATING LIGHT

#28695 / E

- 2 lighting modes: static white light or smooth color change mode
- AUTO ON/OFF MODE: Auto on at night / auto off at sunrise
- 2-hour auto shut-off (static mode)
- 5-hour auto shut-off (smooth color change mode)
- Shelf box



MAGNETIC LED POOL-WALL LIGHT

Lighting up an above ground pool has always been difficult. Unlike in-ground pool owners, who could flip a switch to light up their pools, above ground pool owners had to either cut a hole in their sidewall, risking leaks and damage to their pool or use a floating light.

#28697E

- 110-120V
- LED light
- Magnetic wall mounting system
- Easily illuminates up to 24' (7.32m) pools
- Shelf box

#28698

- Same as 28697E, except 100-240V
- Shelf box



MULTI-COLOR LED POOL SPRAYER

#28089 / E

- Lights in 4 bright colors: White, Red, Blue, and Green
- Built-in hydroelectric generator powers LED lighting (no batteries or electrical connection required)
- Fits all round and rectangular Prism Frame™ and Ultra Frame™ pools (not suitable for Easy Set®, Oval, and Graphite Gray Panel™ pools)
- Filtration pump flow rate required: 1,000-3,200 gal/h (3,785-12,112L/h)
- Includes one adaptor A to fit all INTEX pool fittings: 1¼" (32mm) or 1½" (38mm) hoses



MULTI-COLOR LED WATERFALL CASCADE

#28090 / E

- Lights in 3 bright colors: Red, Blue, and Green
- Built-in hydroelectric generator powers LED lighting (no batteries or electrical connection required)
- Fits all round and rectangular Metal Frame, Prism Frame™ and Ultra XTR® Frame pools (not suitable for Easy Set®, and Graphite Gray Panel™ pools)
- Filtration pump flow rate required: 1,000-3,200 gal/h (3,785-12,112L/h)
- Adjustable mounting bracket
- Include bypass valve kit
- Shelf box




POOL LADDERS

- Coated steel frame
- Hi-impact composite steps
- Shelf box
- Not available in Europe



#28064 / E

- For 36" (91cm) wall height
- 3 ea, 51.2 lb (23.3 kg)



#28065 / E

- For 42" (1.07m) wall height
- 3 ea, 54.5 lb (24.8 kg)



#28066 / E

- For 48" (1.22m) wall height
- 3 ea, 62.5 lb (28.4 kg)



#28067 / E

- For 52" (1.32m) wall height
- 2 ea, 50.7 lb (23.0 kg)



DELUXE POOL LADDERS WITH REMOVABLE STEPS

These pool ladders come with easily removable steps. When the pool is not in use, they can be quickly detached and removed from the pool area. Replacing them is simple and quick. Simply set the steps in the base, then snap and lock them into place.

Available in three sizes, designed for 36"- 42" (91cm-1.07m), 48" (1.22m) and 52" (1.32m) pools.

U.S. Patent No. 9,074,384

#28075 / E

- For 36" (91cm), 42"(1.07m) wall height
- Removable Steps
- 3 ea, 73.4 lb (33.4 kg)



#28076 / E

- For 48" (1.22m)
- Removable Steps
- 2 ea, 54.4 lb (24.7 kg)



#28077 / E

- For 52" (1.32m)
- Removable Steps
- 2 ea, 60.0 lb (27.3 kg)



LEAF SKIMMER

#29050 / E

- Remove debris off pool water surface
- Improved design for easier debris collection
- Durable mesh skimmer net
- Compatible with 1½" (26.2mm) inner diameter telescoping aluminum pole (item# 29054, not included)



12 ea,
6.4 lb
(2.9 kg)

LEAF RAKE

#29051 / E

- Scoop debris from pool floor
- Deep and durable mesh skimmer net
- Compatible with 1½" (29.8mm) inner diameter telescoping aluminum pole (item# 29055, not included)



12 ea,
7.7 lb
(3.5 kg)

10" (254mm) WALL BRUSH

#29052 / E

- Straight standard brush for pool cleaning and maintenance
- Quickly remove algae and grime from pool walls or pool floor
- Compatible with 1½" (26.2mm) inner diameter telescoping aluminum pole (item# 29054, not included)



12 ea,
4.6 lb
(2.1 kg)

16" (406mm) CURVED WALL BRUSH

#29053 / E

- Curved brush ideal for pool cleaning and maintenance
- Quickly remove algae and grime from pool walls or pool floor
- Compatible with 1½" (29.8mm) inner diameter telescoping aluminum pole (item# 29055, not included)



12 ea,
6.6 lb
(3.0 kg)

94" (2.39m) TELESCOPING ALUMINUM POLE

#29054 / E

- Ideal for attaching accessories to clean pools
- 94" (2.39m) lightweight telescoping aluminum pole
- 1½" (26.2mm) inner diameter



24 ea,
30.7 lb
(13.9 kg)

110" (2.79m) TELESCOPING ALUMINUM POLE

#29055 / E

- Ideal for attaching accessories to clean pools
- 110" (2.79m) lightweight telescoping aluminum pole
- 1½" (29.8mm) inner diameter



24 ea,
38.2 lb
(17.4 kg)

BASIC CLEANING KIT

#29056 / E

- Includes leaf skimmer, wall brush and vacuum head
- Vacuum head with reusable debris bag, requires connection with garden hose for usage
- Durable mesh skimmer net
- Wall brush can quickly remove algae and grime from pool walls or pool floor
- Compatible with 1½" (26.2mm) inner diameter lightweight telescoping aluminum pole (item# 29054, not included)



6 ea,
11.2 lb
(5.1 kg)

DELUXE CLEANING KIT

#29057 / E

- Includes leaf rake, curved wall brush and vacuum head
- Vacuum sucks debris off the pool floor and through the filter
- Durable and deep mesh skimmer net
- Curved wall brush can quickly remove algae and grime from pool walls or pool floor
- Compatible with 1½" (29.8mm) inner diameter lightweight telescoping aluminum pole (item# 29055, not included)



6 ea,
27.5 lb
(12.5 kg)

ACCESSORY HOSE
1¼" (32mm)

#29059 / E

- Suitable for INTEX filter pumps and saltwater systems that use 1¼" (32mm) hoses
- 59" (1.50m) length hose



9 ea,
5.1 lb
(2.3 kg)

ACCESSORY HOSE
1½" (38mm)

#29060 / E

- Suitable for INTEX filter pumps and saltwater systems that use 1½" (38mm) hoses
- 59" (1.50m) length hose



8 ea,
10.6 lb
(4.8 kg)

DELUXE VACUUM HOSE

#29083 / E

- 25' (7.60m) length
- Lightweight and flexible
- Removable end-fittings for easy cleaning and assembly
- Measures 1½" (38mm) in diameter




6 ea,
22.7 lb
(10.3 kg)

ADAPTER B

#29061 / E

- Converts INTEX pools with 1.25" (32mm) clamp on fittings to 1.5" (38mm) screw on fittings
- Needed when upgrading from an INTEX 530 gal/h (2,006L/h) or 1,000 gal/h (3,785L/h) Filter Pump to an INTEX 1,500 gal/h (5,678L/h) or larger system
- Includes two adapters



24 ea,
5.4 lb
(2.5 kg)

COMMITMENT TO EXCELLENCE

In today's rapidly evolving and highly competitive environment, this translates into a total commitment to product quality, including conformity to all relevant safety & quality regulations and standards. Examples include:

- EN 16927 "Safety and test methods for mini pools" (European standard)
- EN 16582 "Safety and test methods for domestic swimming pools other than mini pools" (European standard)
- Regulation (EC) No.1907/2006 "Registration, Evaluation, Authorisation and Restriction of Chemicals (REACH)"
- EN 71 "Safety of toys" (European standard)
- EN 13138 "Buoyant aids for swimming instruction" (European standard)
- EN ISO 25649 "Floating leisure articles for use on and in the water" (European/ International standard for air mats, lounges and other similar items)
- EN 60335-2-41 "Safety of household and similar electrical appliances, particular requirements for pumps" (European standard for water pumps)
- EN 60335-2-60 "Safety of household and similar electrical appliances, particular requirements for whirlpool baths and whirlpool spas" (European standard for portable SPA)
- ISO 6185-1 "Inflatable boats" (International standard for Sports Boats)
- NMMA-ABYC (USA standard for hi-end sports boats)
- ASTM F963 "Standard Consumer Safety Specification for Toy Safety" (USA toy standard)

- ANSI/APSP-4 "AGP standard" (USA standard for above ground pools)
- CPSIA "Consumer Product Safety Improvement Act" (USA regulation of consumer and children's products)
- ASTM F2666 "Small pools standard" (USA standard for pools under 36" water depth)
- UL1450 "Electric inflators" (USA standard for electric inflators)
- UL1081 "Swimming pool pumps, filters and chlorinators" (USA standard)
- UL1563 "Electric spas" (USA standard for Spa)
- DOE Energy Conservation Standards for Dedicated-Purpose Pool Pumps

INTEX's commitment to excellence extends to helping our environment and supporting the ecosystem. It begins with product design. INTEX's filter pumps operate on much lower amps than most filter pumps on the market, reducing electricity consumption. Our saltwater systems clean pools using only natural salt, eliminating the ongoing need for environmentally unfriendly packaged chlorine.

INTEX also operates one of the most comprehensive recycling programs in the industry. We are one of the earliest companies in China to successfully obtain a license to ship consumer's returns in the original package back to China to be recycled. Our manufacturing waste repurposing program prevents used materials and scraps from going to landfills and instead they are re-used in the manufacturing process where up to 10% of annually produced PVC is recycled.

INTEX designs all of our own packaging for our products. We constantly challenge our methods of packaging to improve efficiency and reduce waste. More compact packaging techniques save cardboard while cutting down on space utilization, saving freight and fuel consumption. As a manufacturer, INTEX knows it has a responsibility to manage the amount of waste produced. As an employer of over ten thousand people, we also encourage our own employees to recycle, reduce waste, and be conscious of the environment. Starting from recycling corners for all our worldwide office facilities, our factory has worked with the local government as well as through sponsorships with key partners to strengthen our efforts to be more eco-friendly. INTEX has worked to provide incentives and seminars to employees as well as setting targets to reduce energy consumption. In addition, INTEX has made significant investment in technology to achieve these goals. For example, we have implemented a frequency converter system which converts diesel to natural gas, installed solar water heaters and set up a recycled sewage system, and invested in equipment that reduces gas emissions.

From product design, to more efficient processes that save energy and reduce waste, to a world class recycling program, to more energy efficient offices, the people at INTEX are striving to provide the best value products anywhere while constantly keeping our global ecosystem in mind.



INTEX®

GLOBAL CUSTOMER SERVICE

In addition to the products featured in this catalog, INTEX also offers replacement & repair parts for many items. Please contact our INTEX representatives or the following Customer Service locations for additional information.

ALGERIA SARL NEW TOYS IMPORT & EXPORT Tel: 00213661141747 / 00213661523735 groupe_beldjarou@yahoo.fr	COLOMBIA CENTURY PRODUCTS, SAS Tel: 18000410200 servicentury@centuryglobal.com.co	EL SALVADOR FCD IMPORT AND EXPORT S.A. Tel: 507-390-0973 acientes@fcdpanama.com www.intexpanama.com	JAPAN NOZOMI TRADING CO., LTD Tel: +81-797-72-2561 k.nagamine@nozomitradng.co.jp	PERU CONSORCIO MEGAFOX SAC Tel: 51- 9-46460345 / 51-9-77465067 enriquevf19@gmail.com	SWEDEN AMO TOYS Tel: 46-701474772 sverige@intexservicenordic.com www.intexservicenordic.com
ARGENTINA JARSE INDUSTRIAL Y COMERCIAL S.A. Tel: (5411)4308-2606 info@intexargentina.com.ar postventa@intexargentina.com.ar www.intexargentina.com.ar	GUATEMALA / VENEZUELA / COSTA RICA CENTURY USA, LLC Tel: +1 (561) 530-7781 sales@centuryusa.com	FINLAND AMO OY Tel: 020-163 0530 kuluttajapalvelu@amo.fi www.intexservicenordic.com	LEBANON TOY MARKET TRADING S.A.L. Tel: + 961 1 799 944 / + 961 1 795 127 claudef@jouecubliban.com www.toymarkettrading.com	PHILIPPINES BAN KEE TRADING, INC. / FUNTIME SEVICE CENTER Tel: 632-8740-3432 adonis.rentoria@bankee.com.ph	SWITZERLAND GWM AGENCY AG Tel: 0900 455 456 gwm@gwm.ch Service- + Ersatzteil-Bestellungen: www.intexfaq.ch www.intex-schweiz.ch
AUSTRALIA IDEAL SOURCES PTY LTD Tel: 1800-359-947 enquiries@idealsources.com.au www.idealsources.com.au	CYPRUS A.HADJIKYRIACOS SPOROTING CO., LTD. Tel: 00357-26961237 customer@idealsources.com info@bloomcy.com www.bloomcy.com	FRANCE UNITEK / INTEX SERVICE FRANCE S.A.S Tel: 03 85 75 53 98 (coût appel local) www.intex.fr	MEXICO KAY INTERNACIONAL S.A. DE C.V. Tel: 55 852 666 24 / 2222 810395 / 5591 728035 garantias@intex.tienda soporte@kayinternacional.com ecom@kayinternacional.com www.intex.tienda	POLAND KATHAY HASTER Tel: +48-61-8498-334 serwis@kathay.com.pl www.intexdevelopment.pl	THAILAND LUCKY WAY CO.,LTD Tel: 0066-2-8481166 liqunxu@luckyway.co.th
AUSTRIA STEINBACH INTERNATIONAL GMBH helpdesk.steinbach.at	CZECH REPUBLIC / EASTERN EUROPE INTEX TRADING S.R.O. Tel: +420-267-313-188 / +420-267-312-645 servis@intexcorp.cz www.intexcorp.cz	GERMANY STEINBACH INTERNATIONAL GMBH helpdesk.steinbach.at	NEW ZEALAND HAKA NEW ZEALAND LIMITED Tel: 649-4159213 / 0800 634434 johnny@hakanz.co.nz www.hakannewzealand.com	PORTUGAL MEDIA CELL SOLUTIONS S.L. (MCS) Tel: 800 834 021 sacpt@intexcorp.es www.intexserviceiberia.com	U.A.E., SAHRAIN, KUWAIT, OMAN, QATAR FIRST GROUP INTERNATIONAL Tel: 00971-4-800INTEX(46839) / 00971-4-4421888 joseph@firstgroupintl.com anne@firstgroupintl.com rehan@firstgroupintl.com www.firstgroupintl.com
BENELUX (BELGIUM / NETHERLANDS / LUXEMBURG) INTEX TRADING B.V. Tel: 31-(0)165-593939 service@intexcorp.nl www.intex.eu	DENMARK AMO TOYS Tel: 45-50805002 danmark@intexservicenordic.com www.intexservicenordic.com	GUATEMALA CENTURY USA, LLC Tel: +1 (561) 530-7781 sales@centuryusa.com	NICARAGUA FCD IMPORT AND EXPORT S.A. Tel: 507-390-0973 acientes@fcdpanama.com www.intexpanama.com	RUSSIA LLC INTEXSERVICERUS Tel: 0333 400 4548 service@intex.ru www.intex.ru	UK JOHN ADAMS LEISURE LTD Tel: +7 495 0233955 service@intex.ru www.intexwetsat.co.uk
BRASIL KONESUL BRASIL DISTRIBUIDORA LTDA – ME Tel: +55 31 3110-8866 suporte@intexbrasil.com www.intexbrasil.com	REPUBLICA DOMINICANA (DOMINICAN REPUBLIC) DISTRIBUIDORA PATRIA Tel: 1 809 3630470 serviciointexdr@gmail.com serviciointexdr.com / intexserviciodr.com	HONDURAS FCD IMPORT AND EXPORT S.A. Tel: 507-390-0973 acientes@fcdpanama.com www.intexpanama.com	NORWAY AMO TOYS Tel: 47-33459496 norge@intexservicenordic.com www.intexservicenordic.com	SAUDI ARABIA SAUDI ARABIAN MARKETING & AGENCIES & CONTRACTING COMPANY LTD-(SAMACO TOY) Tel: 966-2-693 8496 / 800-7575-750 intex@samaco.com.sa www.samacotoys.com.sa	UNITED STATES INTEX RECREATION CORP. Tel: (310)-549-8235 www.intexcorp.com (U.S. ONLY)
CANADA INTEX RECREATION CORP. Tel: 1-310-549-8235 www.intexcorp.com	EASTERN EUROPE INTEX TRADING S.R.O. Tel: +420-267 313 188 / +420-267 312 645 servis@intexcorp.cz www.intexcorp.cz	HUNGARY BABYCARE LTD / RICKI LTD Tel: +36 30 228 7761 info@intexsa.hu www.intexcorp.hu	PAKISTAN PRIMA TOY AND LEISURE Tel: +92 42 37656133 / +92 42 7631933 toycentrht@hotmail.com	SOUTH AFRICA PRIMA TOY AND LEISURE Intex Helpline: 27215340289 postventa@intex.uy www.intexsa.co.za	URUGUAY NEDACORP S.A. Tel: 598-22010448 / 598-98224590 postventa@intex.uy www.intex.com.uy
CHILE DOREL JUVENILE Tel: 56-2-24971467 / 56-9-51790390 st@dorel.cl www.intex-chile.cl	ECUADOR FCD IMPORT AND EXPORT S.A. Tel: 507-300-3800 acientes@fcdpanama.com www.intexpanama.com	ISRAEL ALFIT TOYS LTD Tel: WT-052-4399903 / +972-0733156660 sabinaz@chagim.co.il www.intex.co.il	PANAMA FCD IMPORT AND EXPORT Tel: 507-390-0973 acientes@fcdpanama.com www.intexpanama.com	SOUTH KOREA HIGHEL INC. Tel: 82-31-977-1029 dave.kim@highel.co.kr	VENEZUELA CENTURY USA, LLC Tel: +1 (561) 530-7781 sales@centuryusa.com
CHINA INTEX INDUSTRIES (XIAMEN) CO., LTD Tel: (086)400-8800655 xmchinasales@intexcorp.com.cn	EGYPT M.R. IMPORT & EXPORT Tel: 202-2414-8550 / 01222303557 ramyelhousamy@gmail.com www.intexegypt.com	ITALY INTEX ITALIA S.R.L. Tel: (+39) 0399396500 servizioclienti@intexcorp.it www.intexitalia.com (general) www.intexgaranzie.it (after sales) www.intexricambi.it (spare parts sales)	PARAGUAY FCD IMPORT AND EXPORT S.A. Tel: 507-390-0973 acientes@fcdpanama.com www.intexpanama.com	SPAIN MEDIA CELL SOLUTIONS S.L. (MCS) Tel: 900 176 009 sac@intexcorp.es www.intexserviceiberia.com	UKRAINE MEGATOYS PE Tel: +380(67)235-77-63 service@intex.ua www.intex.ua



INTEX Customer Service Center



Phone operators are ready to answer customer questions quickly and accurately



Extensive training ensures that Customer Service Centers are staffed with knowledgeable members

ITEM #	DESCRIPTION	PAGE
26102	6' X 20" WHALE EASY SET®	13
26165	15' X 42" EASY SET®	15
26166	15' X 42" EASY SET®	15
26167	15' X 48" EASY SET®	15
26168	15' X 48" EASY SET®	15
26175	18' X 48" EASY SET®	15
26325	16' X 48" ULTRA	41
26326	16' X 48" ULTRA	41
26329	18' X 52" ULTRA	41
26330	18' X 52" ULTRA	41
26333	20' X 48" ULTRA	41
26334	20' X 48" ULTRA	41
26339	24' X 52" ULTRA	41
26340	24' X 52" ULTRA	41
26355	18' X 9' X 52" ULTRA	43
26356	18' X 9' X 52" ULTRA	43
26363	24' X 12' X 52" ULTRA	43
26364	24' X 12' X 52" ULTRA	43
26367	24' X 12' X 52" ULTRA	43
26368	24' X 12' X 52" ULTRA	43
26373	32' X 16' X 52" ULTRA	43
26374	32' X 16' X 52" ULTRA	43
26377	32' X 16' X 52" ULTRA	43
26378	32' X 16' X 52" ULTRA	43
26383	15'8" X 49" GRAPHITE	37
26384	15'8" X 49" GRAPHITE	37
26641	SX925 SAND FILTER	49
26642	SX925 SAND FILTER	49
26643	SX1500 SAND FILTER	49
26644	SX1500 SAND FILTER	49
26645	SX2100 SAND FILTER	49
26646	SX2100 SAND FILTER	49
26647	SX2800 SAND FILTER	49
26648	SX2800 SAND FILTER	49
26651	SX3000 SAND FILTER	49
26652	SX3200 SAND FILTER	49
26661	QS200 SALTWATER SYSTEM	50
26662	QS200 SALTWATER SYSTEM	50
26663	QS400 SALTWATER SYSTEM	50
26664	QS400 SALTWATER SYSTEM	50
26665	QZ1100 SALTWATER & OZONE	51
26666	QZ1100 SALTWATER & OZONE	51
26667	QS500 SALTWATER SYSTEM	51
26668	QS500 SALTWATER SYSTEM	51
26669	QS1200 SALTWATER SYSTEM	51
26670	QS1200 SALTWATER SYSTEM	51
26675	QX2100 SALTWATER COMBO	53
26676	QX2100 SALTWATER COMBO	53
26679	QX2600 SALTWATER COMBO	53
26680	QX2600 SALTWATER COMBO	53
26700	10' X 30" PRISM	22
26701	10' X 30" PRISM	22
26702	10' X 30" PRISM	22
26710	12' X 30" PRISM	22
26711	12' X 30" PRISM	22

AGE GRADING



An icon indicates an item has an age recommendation

TRADEMARKS

®™ Trademarks used in some countries of the world under license from Intex Marketing Ltd. to Intex Development Co., Ltd. and Intex Recreation Corp.

ITEM #	DESCRIPTION	PAGE
26712	12' X 30" PRISM	22
26715	12' X 39" PRISM	23
26716	12' X 39" PRISM	23
26719	14' X 42" PRISM	23
26720	14' X 42" PRISM	23
26721	14' X 42" CLEARVIEW PRISM	31
26722	14' X 42" CLEARVIEW PRISM	31
26723	15' X 42" PRISM	23
26724	15' X 42" PRISM	23
26725	15' X 48" PRISM	23
26726	15' X 48" PRISM	23
26729	16' X 48" CLEARVIEW PRISM	31
26730	16' X 48" CLEARVIEW PRISM	31
26731	18' X 48" PRISM	23
26732	18' X 48" PRISM	23
26741	15' X 48" GREYWOOD	29
26742	15' X 48" GREYWOOD	29
26743	18' X 48" GREYWOOD	29
26744	18' X 48" GREYWOOD	29
26745	16' X 48" CHEVRON PRISM	33
26746	16' X 48" CHEVRON PRISM	33
26755	20' X 52" PRISM	23
26756	20' X 52" PRISM	23
26779	4M X 2M X 1M CHEVRON PRISM	35
26780	4M X 2M X 1M CHEVRON PRISM	35
26784	3M X 1.75M X 0.8M PRISM	25
26788	4M X 2M X 1M PRISM	25
26790	4M X 2M X 1.22M PRISM	25
26791	16' X 8' X 42" PRISM	25
26792	16' X 8' X 42" PRISM	25
26795	16½' X 9' X 48" PRISM	27
26796	16½' X 9' X 48" PRISM	27
26797	20' X 10' X 48" PRISM	27
26798	20' X 10' X 48" PRISM	27
28000	SURFACE SKIMMER	61
28002	MAINTENANCE KIT	64
28003	MAINTENANCE KIT	64
28005	ZX300 AUTO POOL CLEANER	67
28006	ZX100 POOL CLEANER	66
28007	ZX500 AUTO POOL CLEANER	66
28010	8' SOLAR COVER	63
28011	10' SOLAR COVER	63
28012	12' SOLAR COVER	63
28013	15' SOLAR COVER	63
28014	16' SOLAR COVER	63
28015	18' SOLAR COVER	63
28016	9' X 18" SOLAR COVER	63
28017	12' X 24' SOLAR COVER	63
28018	16' X 32' SOLAR COVER	63
28020	8' X 12" POOL COVER	62
28021	10' X 12" POOL COVER	62
28022	12' X 12" POOL COVER	62
28023	15' X 12" POOL COVER	62
28026	13' X 12" POOL COVER	62
28028	4M X 2M SOLAR COVER	63

ALL ELECTRICAL ACCESSORIES:

- Conforms to UL/CSA standards (110-120V models)
- CE approved (220-240V models)
- TÜV-GS approved (GS designation models)

As a part of our program of product development and improvement, the detail specifications of the products shown in this catalog may be changed. For current specifications on any product, please contact your supplier of INTEX products.

ITEM #	DESCRIPTION	PAGE
28029	8' X 16" SOLAR COVER	63
28030	10' X 10" POOL COVER	62
28031	12' X 10" POOL COVER	62
28032	15' X 10" POOL COVER	62
28036	2.6M X 1.6M POOL COVER	62
28037	4M X 2M POOL COVER	62
28038	3M X 2M POOL COVER	62
28039	4.5M X 2.2M POOL COVER	62
28040	16' POOL COVER	62
28041	18' POOL COVER	62
28048	15.5' GROUND CLOTH	61
28051	SOLAR COVER REEL	63
28054	POOL CANOPY	67
28064	36" POOL LADDER	69
28065	42" POOL LADDER	69
28066	48" POOL LADDER	69
28067	52" POOL LADDER	69
28075	36" & 42" POOL LADDER	69
28076	48" POOL LADDER	69
28077	52" POOL LADDER	69
28089	LED POOL SPRAYER	68
28090	WATERFALL	68
28101	6' X 20" EASY SET®	12
28106	8' X 24" EASY SET®	14
28107	8' X 24" EASY SET®	14
28108	8' X 24" EASY SET®	14
28116	10' X 24" EASY SET®	14
28117	10' X 24" EASY SET®	14
28118	10' X 24" EASY SET®	14
28120	10' X 30" EASY SET®	14
28121	10' X 30" EASY SET®	14
28122	10' X 30" EASY SET®	14
28130	12' X 30" EASY SET®	14
28131	12' X 30" EASY SET®	14
28132	12' X 30" EASY SET®	14
28141	13' X 33" EASY SET®	15
28142	13' X 33" EASY SET®	15
28143	13' X 33" EASY SET®	15
28157	15' X 33" EASY SET®	15
28158	15' X 33" EASY SET®	15
28200	10' X 30" METAL	19
28201	10' X 30" METAL	19
28202	10' X 30" METAL	19
28205	8' X 20" METAL	18
28206	10' X 30" BEACHSIDE METAL	17
28207	10' X 30" BEACHSIDE METAL	17
28208	10' X 30" BEACHSIDE METAL	17
28209	6' X 15" METAL W/ CANOPY	16
28210	12' X 30" METAL	19
28211	12' X 30" METAL	19
28212	12' X 30" METAL	19
28241	15' X 48" METAL	19
28242	15' X 48" METAL	19
28266	PINK SMALL RECTANGULAR	11
28270	SMALL RECTANGULAR	11

INTEX introduces three additional designations in our catalog that highlight additional safety features that are included on a number of our pools. These designations are:

EG Pools with these letters after the 5-digit item code incorporate a GFCI (ground fault circuit interrupter) built into the filter pump. The GFCI unit is an added safety feature and is designed to instantly shut the pump off if electrical current comes into contact with water. GFCI units are included in all 110-120V filter pumps and saltwater systems.

EH Pools with these letters after the 5-digit item code feature ANSI/APSP-16 certified dual suction outlets in accordance with the latest ANSI/APSP-7 standard for Suction Entrapment Avoidance and the U.S. Pool and Spa Safety Act, and provide improved water circulation. These pools also feature pumps with an integral GFCI.

GN Pools with the GN designation after the 5-digit item code either incorporate an RCD built into the 220-240V filter pump, or contain filter pumps that operate with a 12V step-down transformer, which reduces the voltage dramatically while retaining the same performance level as the 220-240V version. Both are designed to meet special national requirements in some EU markets.